



Arkfund



2019
ANNUAL REPORT



DATABANK **ANNIVERSARY** **1990 - 2020**

Providing investment solutions
for Ghanaians since 1990

Thank you for being part of our journey.

Mutual Funds | Pensions | Wealth Management | Institutional Funds | Corporate Finance | Securities Trading | Research



Download the
Databank Mobile App
Available on the
App Store | Google play



Databank
Leadership

☎ 0302 610610 | www.databankgroup.com

DATABANK ARK FUND LIMITED



Audited Full Year Report
For the year ended December 31, 2019

This report shall not constitute an invitation to buy shares of the Fund. Subscriptions are to be made only on the basis of the current scheme particulars, accompanied by a copy of the latest available annual report, and if published thereafter, the most recent half-year report.

TABLE OF CONTENTS

01	Notice of Annual General Meeting
02	Chairman's Statement to Shareholders
05	Performance Summary
07	Article: Is it just about the money for you?
10	Directors' Responsibilities and Approval
12	Report of the Directors
15	Report of the Auditors
19	Statement of Comprehensive Income
20	Statement of Financial Position
21	Statement of Changes in Equity
22	Statement of Cash Flows
23	Notes to the Financial Statements (Abridged)
34	Corporate Information
35	Directors' and Officers' Information
42	Custodian's Report
46	Proxy Form



NOTICE OF ANNUAL GENERAL MEETING

Notice is hereby given that the 10th Annual General Meeting of the unitholders of Databank Ark Fund Limited will be held virtually via Zoom on Wednesday July 15, 2020 at 1:00 p.m. to transact the following:

1. To receive and consider the Reports of the Directors, Auditors and the Audited Financial Statements for the year ended December 31, 2019.
2. To re-elect Directors retiring by rotation.
3. To approve Directors' Fees.
- 4 To confirm the Auditors' remuneration for the year ended December 31, 2019 and to authorise the Directors to fix the remuneration of the Auditors for the year ending December 31, 2020.

Special Business

To amend the Company's Regulations/Constitution to accommodate the holding of Annual General Meetings by electronic or virtual means where the Directors deem it necessary to do so.

Dated this 28th day of May, 2020.

ACCRA NOMINEES LTD.
2nd Floor Cedar House
No 13 Samora Machel Road Asylum Down
P O Box GP242, Accra, Ghana

BY ORDER OF THE BOARD

Accra Nominees Limited
Company Secretary

REGISTERING FOR AND PARTICIPATING IN THE AGM VIA ZOOM

To register for the AGM:

Enter the following link:

<https://bit.ly/arkfundagm2019>

After registering, you will receive a confirmation email containing information about joining the AGM.

To participate in the AGM:

- ① **Raise your hand to either second a motion or ask a question.**

On PC:

- Click "Participants".
- Click "Raise hand" at the bottom of the participants dialogue box.

On mobile:

- Tap the three dots labeled "More" on the far right of the controls bar.
- Tap "Raise hand" to raise your hand.

You will be unmuted to perform the action for which your hand was raised.

- ② **Use the polling feature to vote for or against a motion.**

On PC and mobile:

- When it is time to vote, the poll will appear on your screen.
- Tap/click on your preferred option (FOR or AGAINST) to cast your vote.

When voting ends, the results will be shared on your screen.

A member of the company entitled to attend and vote may appoint a proxy to attend and vote in his/her stead. A proxy need not be a member of the company. Completed proxy forms should be deposited at the Databank Head Office at 61 Barnes Avenue, Adabraka, Accra, or sent via email to info@databankgroup.com not later than 48 hours before the appointed time of the meeting (1:00 p.m. on Monday July 13, 2020). Failure to submit the forms before the **48-hour deadline** will result in the Proxy not being admitted to, or participating in, the meeting. A Form of Proxy is provided in the Annual Report.



CHAIRMAN'S STATEMENT TO SHAREHOLDERS OF DATABANK ARK FUND LIMITED

Dear Valued Shareholders,

It is my pleasure to welcome you to the 10th Annual General Meeting of Databank ArkFund Limited. On behalf of the Board, management and staff of Databank, I express our profound gratitude to all our unitholders who have been with us and entrusted their funds to us through the years. Thank you for your commitment, dedication and belief in Ghana's flagship ethical mutual fund. You have proven that you believe in ArkFund's mission and we are determined to help you, our unitholders, to be financially independent.

I will begin my report with an overview of the global macroeconomic environment and follow it with a brief analysis on the performance of the Ghanaian economy in 2019. Subsequently, I shall delve into the performance of ArkFund and conclude with a summary of our expectations for 2020.

Global economic performance

Global growth in 2019 recorded its weakest pace since the global financial crisis, reflecting common influences across countries and country-specific factors. Rising

trade barriers and associated uncertainty weighed on business sentiment and activity globally. Further pressures came from country-specific weakness in large emerging market economies. Worsening macroeconomic stress related to tighter financial conditions, geopolitical tensions and social unrest rounded out the difficult picture. With the economic environment becoming more uncertain, firms turned cautious on speculative spending and global purchases of machinery and equipment decelerated. Household demand for durable goods also weakened, although it picked up in the second quarter of 2019. This was particularly evident with automobiles where regulatory changes, new emission standards, and possibly the shift to ride-shares weighed on sales in several countries. Faced with sluggish demand for durable goods, firms scaled back on industrial production. Global trade – which is dominated by durable final goods and the components used to produce them – slowed to a standstill.

Central banks reacted aggressively to the weaker activity. Over the course of the



year, the US Federal Reserve, the European Central Bank (ECB), and large emerging market central banks cut interest rates, while the ECB also restarted asset purchases. These policies averted a deeper slowdown while lower interest rates and supportive financial conditions reinforced the resilient purchases of nondurable goods and services, encouraging job creation.

Overview of Ghana's economy

Ghana's economy continued to expand in 2019, with real GDP growth estimated at 7.1%. High growth momentum since 2017 has consistently placed Ghana among Africa's 10 fastest-growing economies. Improvements in the macroeconomic environment were accompanied by expansion in domestic demand due to increased private consumption.

In 2019, Ghana maintained its moderate fiscal and current account deficits, single-digit inflation, and a relatively stable exchange rate. The fiscal deficit improved from 3.5% of GDP in 2018 to 3.4% in 2019. However, the current account deficit rose from 3.1% of GDP to 3.5% as net flows in the income account outweighed gains in the trade account. A steady decline in nonfood inflation and tight monetary policy helped keep inflation within a medium-term target of 6% to 10%.

The exchange rate between the Ghana cedi and US dollar remained relatively stable with volatility reflecting seasonal import-driven demand. Increased public debt and shortfalls in domestic revenues pose challenges to further macroeconomic improvements.

By December 2019, the debt-to-GDP ratio stood at 62.4% up from 55.50% year-on-year, mainly due to a \$3 billion Eurobond issue and domestic borrowing, including GHC 5.1 billion (US\$ 1 billion) which was spent on energy sector obligations last year. Despite the low domestic revenue mobilization and high cost of financial and energy sector reforms, the government remained committed to a deficit ceiling of no more than 5% of GDP, as required by the new Fiscal Responsibility Act.

Equity market review

Ghana's stock market performed poorly in 2019 recording a second consecutive negative return of 12.25% as against -0.29% in 2018. The bearish performance of the equity market in 2019 was induced by negative investor sentiments resulting from heightened currency pressures, post-IMF uncertainties and a widespread foreign investor selloff. The political risk buoyed by the upcoming Presidential and Parliamentary elections in December 2020 further worsened market sentiments.

ArkFund's Performance

ArkFund closed the year 2019 at a price of GHC 0.6022 and a return of 4.30% compared to 11.77% recorded in 2018. The subdued return in 2019 was on account of the poor performance of equities during the year. Despite this, income from the Fund's fixed income holdings sustained the returns of the Fund. Although the Fund recorded a positive return, its size declined by 23% from GHC 28.21M to GHC 21.86M on account of persistent net outflows recorded over the period. In spite of this, the total number of



shareholders grew by 8% to end 2019 at 15,781 up from 14,632 at the end of 2018.

Outlook for 2020

The world is yet to estimate the full scale of the impact of COVID-19 on global growth. The lockdown situation in many countries has caused disruptions in global supply chains, a slowdown in Foreign Direct Investment, a general decline in international trade, as well as job losses. To this end, the IMF projects real GDP growth for 2020 will slow down significantly from the projected 3.3% to rates far below the 2019 outturn of 2.9%. The growth of Ghana's economy is projected to scale down from 6.8% to as low as 2.5% due to projected significant shortfalls in key sources of government revenue as well as heightened health-related expenditures.

A closely-related development is the threat of upside risk to inflation resulting from these disruptions in the global supply chain. These disruptions could result in the supply shortages, particularly in the agricultural, pharmaceutical and industrial sectors. However, it is expected that world oil prices at an all-time low would offer some downward resistance to the threat of inflation. Overall, CPI inflation is projected to remain within the target band of 6.0% – 10.0% in 2020.

The revenue shortfalls from key revenue sources are especially pronounced in the wake of COVID-19 and threaten Ghana's fiscal position. Further revenue shortfalls and increased expenditures are anticipated

which could cause interest rates to rise as government funds this deficit with public debt. However, Interest rates are expected to decline across the maturity spectrum, with Government expecting about 200bps decline across the 91-day to 364-day bills. This is expected to happen on the back of the prevailing strong liquidity on the market in addition to the Treasury's planned use of Bank of Ghana (BOG) funding for maturity refinancing in the event of a tight domestic market.

Closing Remarks

Providing our unitholders with a vehicle to be financially independent, undergirded by ethical values, has served ArkFund well over the last decade. Our diversified portfolio is aimed at providing our shareholders with attractive returns over the medium term and we will maintain this position in the future.

We would like to thank you, our cherished shareholders, for your confidence in ArkFund. I would also like to thank my fellow directors, the management and staff of Databank for their unwavering support. A decade of impressive performance lies behind us and ArkFund's future is promising.

Thank you all and God bless you.

JOYCE R. ARYEE
(Chairman)





PERFORMANCE SUMMARY

AS AT DECEMBER 31, 2019

Historical returns

Year	31-Dec-12	31-Dec-13	31-Dec-14	31-Dec-15	31-Dec-16	31-Dec-17	31-Dec-18	31-Dec-19
Return	16.39%	46.62%	19.35%	17.25%	12.28%	28.44%	11.77%	4.30%

Historical returns

Year	Inception
Return	502.20%

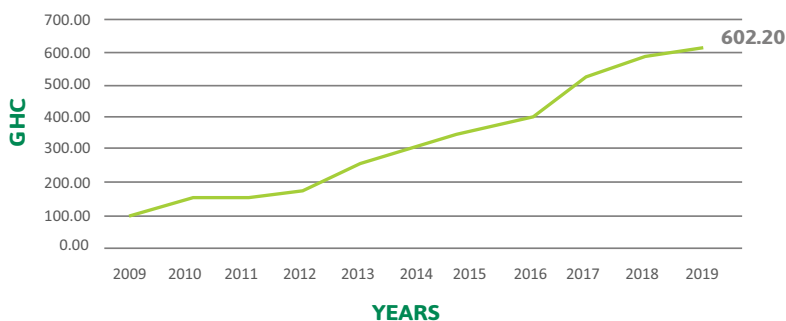
Unit price information

	31-Dec-12	31-Dec-13	31-Dec-14	31-Dec-15	31-Dec-16	31-Dec-17	31-Dec-18
Unit price (GHC)	0.1746	0.2560	0.3028	0.3582	0.4022	0.5166	0.5774
Number of units	15,068,488	15,643,367	15,053,744	18,740,672	24,317,245	30,125,382	48,859,662
ArkFund value (GHC)	2,631,208	4,004,286	4,599,016	6,713,037	9,780,489	15,563,981	28,212,770

Unit price information

	31-Dec-19
Unit price (GHC)	0.6022
Number of units	36,295,361
ArkFund value (GHC)	21,857,547

Growth of GHC 100 since inception



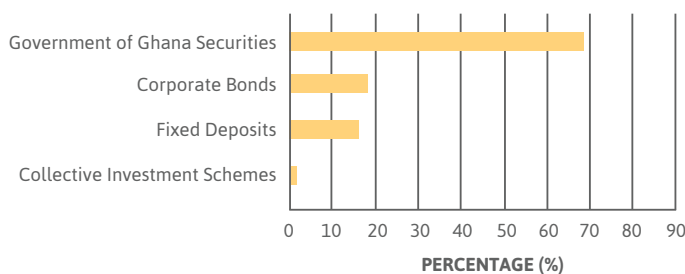


PORTFOLIO AT A GLANCE AS AT DECEMBER 31, 2019

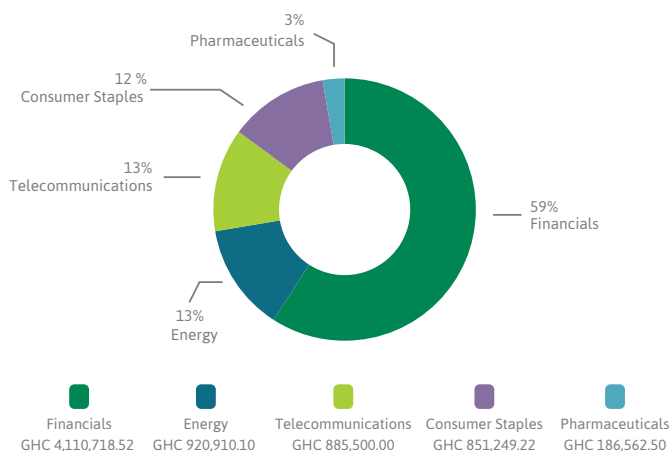
Top 5 equity holdings

Name of company	Exposure (% of Equity)	Exposure (% of NAV)
GCB Bank Ltd.	13.37%	4.25%
Scancom (MTN Ghana) Ltd.	12.73%	4.05%
Standard Chartered Bank	10.08%	3.21%
Axis Pensions Ltd.	9.35%	2.97%
Ecobank Ghana Ltd.	9.20%	2.93%

Diversification of Fixed Income (64.17% of Net Asset Value)



Sector Diversification of Equity (31.82% of Net Asset Value)



Total: GHC 6,954,940.34



Is it just about the money for you?



3 reasons why every investor should consider ethical investing

Naturally, we invest because we seek to grow our money. But what if your investment could do so much more than that? In ethical investing, you carefully select the companies that your money can be invested in based on your values. The aim of this kind of investment is to empower the investor to make a difference in society by investing in environmentally sustainable and socially responsible companies. Here are some reasons you should consider investing in an ethical fund:

- 1 Make the world a safer place:** Another important element of ethical investing is life protection. As such, many ethical investment types desist from investing in companies that produce anything that could be potentially dangerous to human life such as arms and ammunition or tobacco. You can choose not to promote their cause by carefully choosing to where your money is invested.
- 2 Protect the environment:** Most ethical investment funds are concerned about the environment and, therefore, do not invest in companies whose activities pollute the environment. By investing in this fund, you support this cause and help to preserve our environment. You help reduce the impact of pollution of the land, waterbodies and the air and make the earth a safer place to live just by choosing not to invest in these companies.
- 3 Enjoy peace of mind:** Ethical investing makes you feel good. You know your money is going only to companies you believe in. You are sure that your money is not promoting dangerous or unethical causes. You are pleased that in your own small way, you are making the world a better and safer place for everyone and that gives you peace of mind every day.

Choose ArkFund

Invest in ArkFund, Ghana's first and only ethical mutual fund. With a track record of over 10 years, ArkFund has enjoyed a decade of 'positive' investing and rewarded investors with strong long-term returns on their investment. ArkFund has risen on the back of the solid foundation of Databank's 30-year track record of helping Ghanaians achieve financial independence.

Don't miss out on this chance to make a difference in the world, while you invest towards your financial goals.

Invest wisely. Invest in ArkFund.



Databank
Arkfund



Can my investing
make a difference?
Yes indeed.

Enjoy **impact + returns** when you invest in
ArkFund and make the world a better place for everyone*.

Invest wisely. Invest in ArkFund.

*ArkFund does not invest in companies that produce alcohol, tobacco,
arms and ammunitions or contribute to environmental pollution.

Mutual Funds | Pensions | Wealth Management | Institutional Funds | Corporate Finance | Securities Trading | Research



Download the
Databank Mobile App
App Store Google play



Databank
Leadership

0302 610610 | www.databankgroup.com



DIRECTORS' RESPONSIBILITIES AND APPROVAL

The Directors are required in terms of the Companies Act, 2019 (Act 992) to maintain adequate accounting records and are responsible for the content and integrity of the Annual Financial Statements and related financial information included in this report. It is their responsibility to ensure that the Annual Financial Statements fairly present the state of affairs of the Fund as at the end of the financial year and the results of its operations and cash flows for the period then ended, in conformity with International Financial Reporting Standards. The external auditors are engaged to express an independent opinion on the Annual Financial Statements.

The Annual Financial Statements are prepared in accordance with International Financial Reporting Standards and are based upon appropriate accounting policies consistently applied and supported by reasonable and prudent judgements and estimates.

The Directors acknowledge that they are ultimately responsible for the system of internal financial control established by the Fund and place considerable importance on maintaining a strong control environment. To enable the Directors to meet these responsibilities, the Board of Directors sets standards for internal control aimed at reducing the risk of error or loss in a cost-

effective manner. The standards include the proper delegation of responsibilities within a clearly defined framework, effective accounting procedures and adequate segregation of duties to ensure an acceptable level of risk. These controls are monitored throughout the company and all employees are required to maintain the highest ethical standards in ensuring the Fund's business is conducted in a manner that in all reasonable circumstances is above reproach. The focus of risk management is on identifying, assessing, managing and monitoring all known forms of risk across the Fund. While operating risk cannot be fully eliminated, the Fund endeavours to minimise it by ensuring that appropriate infrastructure, controls, systems and ethical behavior are applied and managed within predetermined procedures and constraints.

The Directors are of the opinion that based on the information and explanations given by management, the system of internal control provides reasonable assurance that the financial records may be relied on for the preparation of the annual financial statements. However, any system of internal financial control can provide only reasonable, and not absolute, assurance against material misstatement or loss.

The Directors have reviewed the Fund's cash flow forecast for the year to December



31, 2020 and, in light of this review and the current financial position, they are satisfied that the Fund has access to adequate resources to continue in operational existence for the foreseeable future.

The external auditors are responsible for independently auditing and reporting on the Fund's Annual Financial Statements.

JOYCE R. ARYEE
CHAIRMAN

APRIL 30, 2020

The Annual Financial Statements have been examined by the Fund's external auditors and their report is presented on pages 15 to 18.

The Annual Report and Financial Statements set out on pages 10 to 32, which have been prepared on the going concern basis, were approved by the Board of Directors on April 30, 2020 and were signed on their behalf by:

KWADWO ASANTE-ABEDI
DIRECTOR

APRIL 30, 2020



REPORT OF THE DIRECTORS TO THE MEMBERS OF DATABANK ARK FUND LIMITED

The Directors have pleasure in presenting the audited Financial Statements of Databank Ark Fund Limited for the year ended December 31, 2019.

Incorporation

The Fund was incorporated on October 25, 2005 under the Companies Act, 2019 (Act 992). The Fund is domiciled in Ghana where it is licensed by the Securities and Exchange Commission, Ghana as a Mutual Fund. The address of the registered office is set out on page 34.

Nature of Business

The principal activity of the Fund is to invest the monies of its members for their mutual benefit and to hold and arrange for the management of securities and other assets acquired with such monies in accordance with the provisions of the Companies Act, 2019 (Act 992), Securities Industry Act, 2016 (Act 929), and the Unit Trusts and Mutual Funds Regulations, 2001 (L.I. 1695).

There have been no material changes to the nature of the Fund's business from the prior year.

Review of Financial Results and Activities

The Annual Report and Financial Statements have been prepared in accordance with International Financial Reporting Standards and the requirements of the Companies Act, 2019 (Act 992), Securities Industry Act, 2016 (Act 929), and the Unit Trusts and Mutual Funds

Regulations, 2001 (L.I. 1695). The accounting policies have been applied consistently compared to the prior year.

The Fund recorded a total distributed comprehensive unitholders' earnings for the year ended December 31, 2019 of **GHC 1,265,833**. This represents a decrease of 20% from the prior year of GHC 1,589,482.

The Fund's total income decreased by 12% from GHC 3,621,514 in the prior year to **GHC 3,201,073** for the year ended December 31, 2019.

The Fund's cash flows from operating activities increased by 66% from GHC 1,849,133 in the prior year to **GHC 3,075,928** for the year ended December 31, 2019.

Events After the Reporting Period

The World Health Organisation declared the Coronavirus Disease (COVID-19) a global pandemic on March 11, 2020. The President of the Republic of Ghana instituted a number of measures to curb the spread of the virus on March 15, 2020 following six (6) confirmed cases. These measures were escalated to a partial lockdown of Greater Accra, Tema and Greater Kumasi Metropolitan areas effective March 30, 2020 as additional confirmed cases continued to be recorded.

In light of the above, Databank Ark Fund Limited has triggered its Business Continuity Plan to ensure the Fund



continues to operate and provide services to clients through electronic channels. The situation will be monitored and the required actions taken in line with the directives issued by Government.

The potential impact of the COVID-19 pandemic on the Fund's performance for 2020 will be assessed on a continuous basis, based on the development of the pandemic.

Going Concern

The Directors believe that the Fund has adequate financial resources to continue in operation for the foreseeable future and accordingly the Annual Financial Statements have been prepared on a going concern basis. The Directors have satisfied themselves that the Fund is in a sound financial position and that revenue from the assets under management would be enough to meet its foreseeable cash requirements. The Directors are not aware of any new material changes that may adversely impact the Fund. The Directors are also not aware of any material non-compliance with statutory or regulatory requirements or of any pending changes to legislation which may affect the Fund.

Litigation Statement

The Fund is not currently involved in any such claims or lawsuits, which individually or in the aggregate are expected to have a material adverse effect on the business or its assets.

Secretary

The Fund's Secretary is Accra Nominees Limited with business address: 2nd Floor, Cedar House, No. 13 Samora Machel Road,

Asylum Down.

Statement of Disclosure to the Fund's Auditors

With respect to each person who is a Director on the day that this report is approved:

- there is, so far as the person is aware, no relevant audit information of which the Fund's Auditors are unaware; and
- the person has taken all the steps that he/she ought to have taken as Director to be aware of any relevant audit information and to establish that the Fund's auditors are aware of that information.

Terms of Appointment of the Auditors

Messrs Baker Tilly Andah + Andah have indicated their willingness to continue in office as Auditors of the Fund and in accordance with Section 139(5) of the Companies Act, 2019 (Act 992) they so continue. Unitholders wishing to inspect a copy of the terms on which the Fund's Auditors are appointed and remunerated may do so by contacting the Company Secretary.

Corporate Social Responsibility

The Fund did not undertake any corporate social responsibility within the financial year.

Audit Fees

Included in the general and administrative expenses for the 2019 financial year is the agreed Auditors' remuneration of GHC 18,319.

Capacity of Directors

The Fund ensures that only fit and proper persons are appointed to the Board after



obtaining the necessary approval from the regulator, Securities and Exchange Commission (SEC). Relevant training and capacity building programs are organised for the Board as and when the need arises.

Assets Under Management

The Fund is managed by Databank Asset Management Services Limited (DAMSEL). Assets Under Management (AUM) as at December 31, 2019 stood at GHC 21,857,547 representing a 23% decrease compared to prior year of GHC 28,212,770.

Acknowledgements

Thanks and appreciation are extended to all of our unitholders, directors and staff for their continued support of the Fund.

The Annual Report and Financial Statements set out on pages 10 to 32, which have been prepared on the going concern basis, were approved by the Board of Directors on April 30, 2020, and were signed on its behalf by:


JOYCE R. ARYEE
CHAIRMAN

APRIL 30, 2020


KWADWO ASANTE-ABEDI
DIRECTOR

APRIL 30, 2020



INDEPENDENT AUDITOR'S REPORT TO THE MEMBERS OF DATABANK ARK FUND LIMITED

Opinion

We have audited the Financial Statements of Databank Ark Fund Limited, which comprise the Statement of Financial Position as at December 31, 2019 and the Statement of Comprehensive Income, Statement of Changes in Equity and Statement of Cash Flows for the year then ended, and notes to the Financial Statements, including a Summary of Significant Accounting Policies as set out on pages 23 to 32.

In our opinion, the accompanying Financial Statements present fairly, in all material respects, the financial position of the Fund as at December 31, 2019 and its financial performance and its cash flows for the year then ended in accordance with International Financial Reporting Standards (IFRS) and comply with the Companies Act, 2019 (Act 992), the Securities Industry Act, 2016 (Act 929), and the Unit Trusts and Mutual Funds Regulations, 2001 (L.I. 1695).

Basis for opinion

We conducted our audit in accordance with International Standards on Auditing (ISAs). Our responsibilities under those standards are further described in the Auditor's Responsibilities for the Audit of the Financial Statements section of our report. We are independent of the Fund in accordance with the *International Code of Ethics for Professional Accountants (including International Independence Standards- the*

Code) issued by the International Ethics Standards Board for Accountants (IESBA) and we have fulfilled our other ethical responsibilities in accordance with the Code. We believe that the audit evidence we have obtained is sufficient and appropriate to provide a basis for our opinion.

Key Audit Matters

Key Audit Matters are those matters that, in our professional judgement, were of most significance in our audit of the Financial Statements of the current period. They are matters to be addressed in the context of our audit of the Financial Statements as a whole, and in forming our opinion thereon, and we do not provide a separate opinion on those matters.

Impairment Provision

Investment in fixed-income securities was GHC 13,924,934 (2018: GHC 18,087,976) as at December 31, 2019 with total general impairment provision of GHC 35,320 (2018: GHC 113,506).

The measurement of impairment provision is deemed a Key Audit Matter as the determination of assumptions for expected losses is subjective due to the level of judgement applied by the Directors.

The most significant judgements are:

- assumptions used in the expected loss models to assess the risk related to the



exposure and the expected returns from the issuer.

- timely identification of exposures with significant increase in risk.
- valuation of collateral and assumptions of future cash flows on manually assessed investment-impaired exposures.

How the matter was addressed in our audit:

- We updated our understanding and tested the operating effectiveness of management controls over investment, maturity of investment and interest receivable;
- We evaluated the appropriateness of the accounting policies based on the requirements of IFRS 9 and industry practice;
- We evaluated the adequacy of the disclosures made in the financial statements to ensure that transition adjustments were accurate and complete;
- We performed substantive testing to obtain evidence of timely identification of exposures with significant increase in risk and timely identification of investment impaired exposures;
- We conducted substantive testing to support appropriate determination of assumptions for impairment provision and future cash flows on manually assessed investment impaired exposures.

Other Information

The Directors are responsible for the other information. The other information comprises Corporate Information, Chairman's Statement to Shareholders, Performance Summary and Custodian's Report but does not include the Financial Statements and our Auditor's Report thereon.

Our opinion on the Financial Statements does not cover the other information and we do not express any form of assurance conclusion thereon.

In connection with our audit of the Financial Statements, our responsibility is to read the other information and, in doing so, consider whether the other information is materially inconsistent with the Financial Statements or our knowledge obtained in the audit or otherwise appears to be materially misstated. If, based on the work that we have performed, we conclude that there is a material misstatement of this other information, then we are required to report that fact. We have nothing to report in this regard.

Responsibilities of Directors for the Financial Statements

The Directors are responsible for the preparation and fair presentation of these Financial Statements in accordance with International Financial Reporting Standards (IFRS), and for such internal control as management determines is necessary to enable the preparation of Financial Statements that are free from material misstatement, whether due to fraud or error.

In preparing the Financial Statements, the Directors are responsible for assessing the Fund's ability to continue as a going concern, disclosing, as applicable, matters related to going concern and using the going concern basis of accounting unless the directors either intend to liquidate the Fund or to cease operations, or have no realistic alternative but to do so.

The Directors are responsible for overseeing the Fund's financial reporting process.



Auditor's Responsibilities for the Audit of the Financial Statements

The objectives of our audit are to obtain reasonable assurance about whether the Financial Statements as a whole are free from material misstatement, whether due to fraud or error, and to issue an auditor's report that includes our opinion. Reasonable assurance is a high level of assurance, but is not a guarantee that an audit conducted in accordance with ISAs will always detect a material misstatement when it exists. Misstatements can arise from fraud or error and are considered material if, individually or in the aggregate, they could reasonably be expected to influence the economic decisions of users taken on the basis of these financial statements.

As part of an audit in accordance with ISAs, we exercise professional judgment and maintain professional skepticism throughout the planning and performance of the audit. We also:

- Identify and assess the risks of material misstatement of the Financial Statements, whether due to fraud or error, design and perform audit procedures responsive to those risks, and obtain audit evidence that is sufficient and appropriate to provide a basis for our opinion. The risk of not detecting a material misstatement resulting from fraud is higher than for one resulting from error, as fraud may involve collusion, forgery, intentional omissions, misrepresentations, or the override of internal control.
- Obtain an understanding of internal control relevant to the audit in order

to design audit procedures that are appropriate in the circumstances, but not for the purpose of expressing an opinion on the effectiveness of the entity's internal control.

- Evaluate the appropriateness of accounting policies used and the reasonableness of accounting estimates and related disclosures made by management.
- Conclude on the appropriateness of management's use of the going concern basis of accounting and, based on the audit evidence obtained, whether a material uncertainty exists related to events or conditions that may cast significant doubt on the Fund's ability to continue as a going concern. If we conclude that a material uncertainty exists, we are required to draw attention in our auditor's report to the related disclosures in the financial statements or, if such disclosures are inadequate, to modify our opinion. Our conclusions are based on the audit evidence obtained up to the date of our auditor's report. However, future events or conditions may cause the Fund to cease to continue as a going concern.

We are required to communicate with the Board regarding, among other matters, the planned scope and timing of the audit and significant audit findings, including any significant deficiencies in internal control that we identify during our audit.

Report on other Legal and Regulatory Requirements

The Companies Act, 2019 (Act 992) requires



that in carrying out our audit work we consider and report on the following matters.

We confirm that:

- we have obtained all the information and explanations which to the best of our knowledge and belief were necessary for the purposes of the audit;
- in our opinion, proper books of account have been kept by the Fund, so far as appears from the examination of those books;
- the Fund's financial statements are in agreement with the books of account.

SAMUEL ABIAW (ICAG/P/1454)

For and on behalf of

Baker Tilly Andah + Andah

(ICAG/F/2020/122)

Chartered Accountants

C726/3, Nyanyo Lane

Asylum Down

Accra

30th April, 2020



STATEMENT OF COMPREHENSIVE INCOME FOR THE YEAR ENDED DECEMBER 31, 2019

	Notes	2019 GHC	2018 GHC
INCOME			
Dividend Income	4	298,274	106,977
Interest Income	5	2,900,169	3,365,854
Exchange Gain	6	2,084	8,783
Profit on Disposal of Securities	7	546	139,900
		-----	-----
TOTAL INCOME		3,201,073	3,621,514
		-----	-----
EXPENSES			
Management Fees		(407,273)	(471,890)
Custody Fees		(56,867)	(74,477)
General and Administrative Expenses	8	(298,480)	(324,222)
Impairment Charge	9	(61,814)	(56,055)
		-----	-----
TOTAL EXPENSES		(824,434)	(926,644)
		-----	-----
Distributed Unitholders' Earnings before Other Comprehensive Income for the Year		2,376,639	2,694,870
Other Comprehensive Income:			
Fair Value Loss	13	(1,110,806)	(1,105,388)
		-----	-----
Total Distributed Comprehensive Unitholders' Earnings for the Year		1,265,833	1,589,482
		-----	-----
Distributed Unitholders' Earnings For the year ended December 31, 2019			
Beginning of Period		8,168,061	5,473,191
Distributed Unitholders' Earnings before Other Comprehensive Income for the Year		2,376,639	2,694,870
		-----	-----
End of Period		10,544,700	8,168,061
		-----	-----



STATEMENT OF FINANCIAL POSITION AS AT DECEMBER 31, 2019

	Notes	2019 GHC	2018 GHC
ASSETS			
Cash and Cash Equivalents	10	395,470	1,589,499
Financial Assets at Amortised Cost	11	13,889,614	17,974,470
Financial Assets at FVOCI	12	7,056,054	7,446,618
Trade and Other Receivables	15	667,540	1,379,632
		-----	-----
TOTAL ASSETS		22,008,678	28,390,219
		-----	-----
UNITHOLDERS' EQUITY			
Unitholder's Principal	17b	11,250,715	18,871,771
Distributed Unitholders' Earnings		10,544,700	8,168,061
Other Distributed Earnings		62,132	1,172,938
		-----	-----
TOTAL UNITHOLDERS' EQUITY		21,857,547	28,212,770
		-----	-----
LIABILITIES			
Trade and Other Payables	16	151,131	177,449
		-----	-----
TOTAL LIABILITIES		151,131	177,449
		-----	-----
TOTAL UNITHOLDERS' EQUITY AND LIABILITIES		22,008,678	28,390,219
		-----	-----


JOYCE R. ARYEE
 CHAIRMAN

APRIL 30, 2020


KWADWO ASANTE-ABEDI
 DIRECTOR

APRIL 30, 2020





STATEMENT OF CHANGES IN EQUITY FOR THE YEAR ENDED DECEMBER 31, 2019

	Unitholders' Principal GHC	Distributed Unitholders' Earnings GHC	Other Distributed Earnings GHC	Total GHC
2019				
Opening Balance	18,871,771	8,168,061	1,172,938	28,212,770
Proceeds from Issue of Units	5,073,707	-	-	5,073,707
Distributed Unitholders' Earnings before				
Other Comprehensive Income for the Year	-	2,376,639	-	2,376,639
Fair Value Loss	-	-	(1,110,806)	(1,110,806)
Units Redeemed	(12,694,763)	-	-	(12,694,763)

	11,250,715	10,544,700	62,132	21,857,547

2018				
Opening Balance	7,812,464	5,473,191	2,278,326	15,563,981
Proceeds from Issue of Units	25,774,644	-	-	25,774,644
Distributed Unitholders' Earnings before				
Other Comprehensive Income for the Year	-	2,694,870	-	2,694,870
Fair Value Loss	-	-	(1,105,388)	(1,105,388)
Units Redeemed	(14,715,335)	-	-	(14,715,335)

	18,871,771	8,168,061	1,172,938	28,212,770



STATEMENT OF CASH FLOWS FOR THE YEAR ENDED DECEMBER 31, 2019

	Notes	2019 GHC	2018 GHC
CASH FLOWS FROM OPERATING ACTIVITIES			
Distributed Unitholders' Earnings before Other Comprehensive Income for the Year		2,376,639	2,694,870
Adjustments for:			
Profit from Disposal of Securities		(546)	(139,000)
Exchange Gain		(163)	(8,783)
Amortization Loss		14,224	14,237
		2,390,154	2,560,424
CHANGES IN WORKING CAPITAL			
Decrease / (Increase) in Trade and Other Receivables		712,092	(823,587)
(Decrease)/Increase in Trade and Other Payables		(26,318)	112,296
NET CASH FLOWS FROM OPERATING ACTIVITIES		3,075,928	1,849,133
CASH FLOWS FROM INVESTING ACTIVITIES			
Purchase of Financial Assets at Amortised Cost		(11,281,915)	(21,725,305)
Proceeds from Disposal of Securities		14,633,014	9,723,455
NET CASH FLOW FROM INVESTING ACTIVITIES		3,351,099	(12,001,850)
CASH FLOWS FROM FINANCING ACTIVITIES			
Proceeds from Capital Transactions		5,073,707	25,774,644
Units Redeemed		(12,694,763)	(14,715,337)
NET CASH FLOW FROM FINANCING ACTIVITIES		(7,621,056)	11,059,307
Net (Decrease)/Increase in Cash and Cash Equivalents		(1,194,028)	906,590
Cash and Cash Equivalents at the Beginning of the Year		1,589,499	682,910
CASH AND CASH EQUIVALENTS AT THE END OF THE YEAR	10	395,470	1,589,499



NOTES TO THE FINANCIAL STATEMENTS FOR THE YEAR ENDED DECEMBER 31, 2019 (ABRIDGED VERSION)

1. GENERAL INFORMATION

Databank Ark Fund is a limited liability company incorporated in Ghana. The address of its registered office and principal place of business is 61 Barnes Avenue, Adabraka, Private Mail Bag, Ministries Post Office, Accra.

1.1. Description of the Fund

ArkFund is licensed as a Mutual Fund. The Fund was incorporated under Ghana Law on October 25, 2005. ArkFund is an open - ended medium-term mutual fund which seeks to achieve capital growth and income by integrating social, ethical and environmental considerations in the investment process. The Fund does not purchase units in companies involved in the production of tobacco, arms and alcoholic beverages as well as companies whose activities are considered harmful to the environment.

The principal activity of the Fund is to invest the monies of its members for their mutual benefit and to hold and arrange for the management of securities acquired with such monies.

Most of the equity investments of the Fund are listed and traded on the Ghana Stock Exchange, although the Fund also invests in unquoted equity securities.

The investment activities of the Fund are managed by Databank Asset Management Services Limited (the Fund Manager). The

custodian and administrator of the Fund is Stanbic Bank Ghana Limited.

The units of the Fund are redeemable at the holder's option. The units are not listed on the Ghana Stock Exchange.

2. BASIS OF PREPARATION

2.1. Statement of compliance

The Financial Statements have been prepared in accordance with International Financial Reporting Standards as issued by the International Accounting Standards Board (IASB).

2.2. Basis of measurement

The Financial Statements have been prepared on the historical cost basis except for financial instruments that are measured at fair values, as explained in the accounting policies below. Historical cost is generally based on the fair value of the consideration given in exchange for assets. The Financial Statements are presented in Ghana Cedi (GHC). The Fund presents its statement of financial position in order of liquidity.

3. SUMMARY OF SIGNIFICANT ACCOUNTING POLICIES

3.2 Revenue recognition

Under IFRS 15, the revenue recognition process involves:

1. Identification of the contract with the customer,
2. Identification of performance obligation in the contract,



3. Determination of the transaction price,
4. Allocation of the transaction price to the performance obligation in the contract,
5. Recognition of the revenue when (or as) the entity satisfies a performance obligation into account contractually defined terms of payment and excluding taxes or duty.

Revenue is recognised to the extent that it is probable that the economic benefits will flow to the Fund and the revenue can be reliably measured, as and when the Fund satisfies a performance obligation. Revenue is measured at the fair value of the consideration received or receivable, taking into account contractually defined terms of payment and excluding taxes or duty.

3.2.1 Interest Revenue and Expense

Interest revenue and expense are recognised in the Statement of Comprehensive Income for all interest-bearing financial instruments using the effective interest method.

3.2.2 Dividend Revenue and Expense

Dividend revenue is recognised on the date on which the investments are quoted ex-dividend or, where no ex-dividend date

is quoted, when the right of the Fund to receive the payment is established. Dividend revenue is presented gross of any non-recoverable withholding taxes, which are disclosed separately in the statement of comprehensive income. Dividend expense relating to equity securities sold short is recognised when the right of the unitholders to receive the payment is established.

3.2.3 Fees and Commissions

Fees and commissions are recognised on an accrual basis. Fees and commission expenses are included in general and administrative expenses.

3.4 Foreign Currencies

In preparing the Financial Statements of the Fund, transactions in currencies other than the Fund's functional currency (foreign currencies) are recognised at the rates of exchange prevailing at the dates of the transactions. At the end of each reporting period, monetary items denominated in foreign currencies are retranslated at the rates prevailing at that date. Exchange differences on monetary items are recognised in profit or loss in the period in which they arise.



	2019 GHC	2018 GHC
4. DIVIDEND INCOME		
GCB Bank Limited	63,990	43,152
MTN Ghana Limited	63,250	25,300
Standard Chartered Bank Ghana Limited	39,622	-
Société General Ghana Limited	31,772	-
Unilever Ghana Limited	23,200	7,250
Total Petroleum Ghana Limited	22,953	20,912
Cal Bank Ghana Limited	19,388	-
Intravenous Infusions Limited	14,328	-
GOIL Company Limited	11,116	7,410
Enterprise Group Limited	7,056	-
Benso Oil Palm Plantation Limited	1,599	2,953
	-----	-----
	298,274	106,977
	-----	-----

5. INTEREST INCOME

Interest on Government Securities	1,700,577	1,410,851
Interest on Corporate Bonds	872,785	934,450
Interest on Bank Fixed Deposits	173,114	542,371
Interest on Non-Bank Fixed Deposits	106,894	338,335
Interest on Call Deposit	46,799	139,847
	-----	-----
	2,900,169	3,365,854
	-----	-----

6. EXCHANGE GAIN/(LOSS)

Forex Gain	2,084	8,783
	-----	-----

7. PROFIT ON DISPOSAL OF SECURITIES

Profit on Sale of Financial Instruments	546	139,900
	-----	-----



	2019 GHC	2018 GHC
8. GENERAL AND ADMINISTRATIVE EXPENSES		
Marketing & Business Promotion	101,220	150,088
Fund Accounting Fees	4,800	4,800
Registrar Fees	33,397	27,352
Client Service Fees	33,397	27,352
Directors' Emolument	65,098	37,370
Directors' Liability Insurance	8,250	8,250
Audit Fees	18,319	17,304
Storage & Warehousing Expense	4,549	2,517
Printing Publications & Stationery	13,834	17,770
Statutory Fees	500	1,300
Software Maintenance Cost	-	2,000
Bank Charges	15,116	26,377
Brokerage Fees	-	1,742
	-----	-----
	298,480	324,222
	-----	-----

9. IMPAIRMENT CHARGE

The impairment charge shown in the Statement of Comprehensive Income relates to a provision made for impairment in accordance with IFRS and the Fund's Policy on provisioning.

		2019 GHC	2018 GHC
Impairment Provision at January 1		113,506	57,451
Impairment Provision at December 31	9(a)	(175,320)	(113,506)
		-----	-----
Impairment Charge		(61,814)	(56,055)
		-----	-----

9a. IMPAIRMENT ALLOWANCE

General Impairment	11	(35,320)	(113,506)
Specific Impairment		(140,000)	
		-----	-----
		(175,320)	(113,506)
		-----	-----

10. CASH AND CASH EQUIVALENTS

Cash at Bank		395,470	1,589,499
		-----	-----
		-	-



	2019 GHC	2018 GHC
11. FINANCIAL ASSETS AT AMORTISED COST		
Investment in Government Securities	9,216,816	8,697,849
Investment in Bank Fixed Deposit	-	3,400,000
Investment in Corporate Bonds	3,708,118	4,155,410
Investment in Non-Bank Fixed Deposit	1,000,000	1,834,717
	-----	-----
	13,924,934	18,087,976
Impairment Allowance – General	(35,320)	(113,506)
	-----	-----
	13,889,614	17,974,470
	-----	-----

12. FINANCIAL ASSETS AT FAIR VALUE THROUGH OTHER COMPREHENSIVE INCOME

Listed Equity Securities	6,304,985	7,246,789
Unlisted Equity Securities	649,963	199,829
Collective Investment Schemes	101,106	-
	-----	-----
	7,056,054	7,446,618
	-----	-----

13. FAIR VALUE GAIN / (LOSS)

Market Value of Investment	7,056,054	7,446,618
Cost of Investment	(6,993,922)	(6,273,680)
	-----	-----
Prior Gains	62,132	1,172,938
Prior Period Gains	(1,172,938)	(2,278,326)
	-----	-----
	(1,110,806)	(1,105,388)
	-----	-----



14. PORTFOLIO SUMMARY

Description	Units	Price 31-Dec-19 GHC	Market Value GHC
Listed Units			
Financial Services			
GCB Bank Ltd.	182,300	5.1000	929,730
Standard Chartered Bank Ghana Ltd.	38,098	18.4000	701,003
Ecobank Ghana Ltd.	79,100	8.0900	639,919
Société General Ghana Ltd.	794,305	0.7200	571,900
Cal Bank Ghana Ltd.	403,914	0.8900	359,483
Enterprise Group Ltd.	156,800	1.6500	258,720
Consumer staples			
Unilever Ghana Ltd.	29,000	16.4000	475,600
Fan Milk Ltd.	54,600	4.1200	224,952
Benso Oil Palm Plantation Ltd.	47,027	2.8600	134,497
PBC Ltd.	540,000	0.0300	16,200
Telecommunications			
Scancom Ltd. (MTN Ghana)	1,265,000	0.7000	885,500
Energy			
Total Petroleum Ghana Ltd.	157,000	3.0000	471,000
GOIL Company Ltd.	264,653	1.7000	449,910
Health Care			
Intravenous Infusions Ltd.	3,731,250	0.0500	186,563

Total Listed Units	7,743,047		6,304,977
:-----:			
Unlisted Units			
Axis Pension Group Ltd.	11,162	58.2300	649,963



	Units	Price 31-Dec-19 GHC	Market Value (GHC)
Collective Investment Schemes			
Databank MFund		1.3968	101,114
Fixed-Income Securities			
Government Securities			9,216,816
Listed Corporate Bonds			3,708,118
Non-Bank Fixed Deposits			1,000,000

			13,924,934

Grand Total Investment			20,980,980

*Note: Prices of units have been limited to 4 decimal places for conciseness in presentation.
In computing the market values however, full prices were used.*

		2019 GHC	2018 GHC
15. TRADE AND OTHER RECEIVABLES			
Interest Receivable		667,540	987,976
Investment Receivable		140,000	391,656
Impairment Allowance – Specific	9(c)	(140,000)	-
		-----	-----
		667,540	1,379,632
		-----	-----

16. TRADE AND OTHER PAYABLES

Load Commission		3,802	7,711
Audit Fees		19,558	17,303
Registrar Fees		33,397	2,634
Client Service Fees		33,397	2,634
Withholding Tax		4,624	6,199
Accounting Fees		4,800	400
Management Fees		30,780	40,150
Custody Fees		18,273	12,918
Printing & Publications		2,500	2,500
Marketing & Promotion		-	15,000
MFund Accounts Payable		-	70,000
		-----	-----
		151,131	177,449
		-----	-----

No interest is charged on the trade payables. The Fund has financial risk management policies in place to ensure that all payables are paid within the pre-agreed credit terms.



17. UNITHOLDERS' PRINCIPAL

A reconciliation of the number of units outstanding at the beginning and at the end of each of the reporting periods is provided below.

17a. Number of Units in Issue

	2019 Number of Units	2018 Number of Units
Issued during the Year	9,292,580	43,725,248
Redeemed during the Year	(21,856,881)	(24,990,968)
Net Issue	(21,856,881)	18,734,280
Beginning of Year	48,859,662	30,125,382
End of Period	36,295,361	48,859,662

17b. Value of Units in Issue

	2019 GHC	2018 GHC
Proceeds from Units Issued	5,073,707	25,774,644
Units Redeemed	(12,694,763)	(14,715,337)
Net Proceeds from Capital Transactions	(7,621,056)	11,059,307
Beginning of Period	18,871,771	7,812,464
End of Period	11,250,715	18,871,771



18. FINANCIAL RISK MANAGEMENT OBJECTIVE AND POLICY

The Fund's objective in managing risk is the creation and protection of unitholder value. Risk is inherent in the Fund's activities, but it is managed through a process of ongoing identification, measurement and monitoring, subject to risk limits and other controls. The process of risk management is critical to the Fund's continuing profitability. The Fund is exposed to market risk (which includes currency risk, interest rate risk and price risk), credit risk and liquidity risk arising from the financial instruments it holds.

18.1 Risk Management Structure

The Fund's Manager is responsible for identifying and controlling risks. The Board of Directors supervises the Fund Manager and is ultimately responsible for the overall risk management of the Fund.

18.2 Risk Measurement and Reporting System

The risks of the Fund are measured using a method that reflects both the expected loss likely to arise in normal circumstances and unexpected losses that are an estimate of the ultimate actual loss.

Limits reflect the business strategy including the risk that the Fund is willing to accept and the market environment of the Fund. In addition, the Fund monitors and measures the overall risk in relation to the aggregate risk exposure across all risk types and activities.

20. RELATED PARTY TRANSACTIONS

The following parties are considered related parties of the Fund:

Fund Manager

Databank Asset Management Services Limited (the Fund Manager) is entitled to receive a management fee. These fees amount to 1.7% per annum of the daily net assets of the Fund, (calculated in accordance with the scheme particulars of the Fund). Management fees are paid monthly in arrears. Total management fees for the year amounted to **GHC 407,273** (2018: GHC 471,890), the management fees payable as at December 31, 2019 is **GHC 30,780** (2018: GHC 40,150).

Brokers

The transactions of the Fund were made through the Databank Brokerage Limited (DBL).

Transactions with Directors and key Management Personnel

Directors and key Management personnel refer to those personnel with authority and responsibility for planning, directing and controlling the business activities of the Fund.

These personnel are the Directors of the Fund. During the period, there were no significant related party transactions with companies or customers of the Fund where a Director or any connected person is also a Director or key Management members of the Fund. The Fund did not make provision in respect of loans to Directors or any key Management member during the period under review.



	2019 GHC	2018 GHC
DIRECTORS' EMOLUMENT		
Directors' Emoluments	65,098	37,370
	-----	-----

DIRECTORS' UNITHOLDINGS

The Directors below held the following number of units in the Fund at December 31, 2019.

Name	Units	% of Fund
Kojo Addae-Mensah	126,597	0.3488
Joyce R. Aryee	99,840	0.2751
Adelaide Kastner	91,098	0.2510
Naomi A. K. Adjepong	21,081	0.0581
Kwadwo Asante-Abedi	13,223	0.0364

21. CUSTODIAN

Stanbic Bank Ghana Limited

Stanbic Bank Ghana Limited is the Custodian of the Fund. The custodian carries out the usual duties regarding custody, cash and security deposits without any restriction. This means that the Custodian is, in particular, responsible for the collection of dividends, interest and proceeds of matured securities, the exercise of options and, in general, for any other operation concerning the day-to-day administration of the securities and other assets and liabilities of the Fund.

The Custodian is entitled to receive from the Fund fees, payable monthly, equal to an average of 0.20%. The total Custodian fee for the year amounted to **GHC 56,867** (2018: GHC 74,477), the Custodian fees payable as at December 31, 2019 was **GHC 18,273** (2018: GHC 12,918).

Note: This is an abridged version of the Notes to the Financial Statements. The full version is available at www.databankgroup.com.




Sales presentation, Tamale



Databank Group CEO addressing participants at Time with the CEO, Accra edition

Memorable moments from Twenty Nineteen

Take a look back at some of the highlights from a few of our stakeholder events that occurred during the year.



Databank staff volunteering at our ReadAid Literacy Program



Staff pose for the Databank 'Old School' Day



Nativity play performance by students of Adabraka Cluster of Schools at 2019 Databank Thanksgiving Service



Sales team at Sales Retreat



Databank Investment Clinic, Takoradi branch



Staff at 2019 Databank Thanksgiving Service



CORPORATE INFORMATION

BOARD OF DIRECTORS

Joyce R. Aryee

Kojo Addae-Mensah

Adelaide Kastner

Kwadwo Asante-Abedi

Naomi A.K. Agyepong

Chairman (Non-Executive Director)

Executive Director

Non-Executive Director

Non-Executive Director

Non-Executive Director

COMPANY SECRETARY

Accra Nominees Limited

2nd Floor, Cedar House

No. 13 Samora Machel Road

Asylum Down

P.O.Box GP 242

Accra, Ghana

FUND MANAGER

Databank Asset Management Services
Limited

61 Barnes Avenue, Adabraka

Private Mail Bag

Ministries Post Office

Accra

REGISTERED OFFICE

61 Barnes Avenue, Adabraka

Private Mail Bag

Ministries Post Office

Accra

AUDITOR

Baker Tilly Andah + Andah

Chartered Accountants

C726/3, Nyanyo Lane

Asylum Down

P.O. Box CT 5443

Cantonments, Accra

CUSTODIAN

Stanbic Bank Ghana Limited

Stanbic Heights

215 South Liberation Link

Airport City

P. O. Box 2344

Cantonments

Accra, Ghana

BANKERS

Access Bank Ghana Limited

Fidelity Bank Ghana Limited

GCB Bank Limited

Guaranty Trust Bank (Ghana) Limited

Stanbic Bank Ghana Limited

United Bank for Africa Limited

Zenith Bank Ghana Limited



DIRECTORS' INFORMATION

The business and affairs of the Fund are managed under the direction of the Fund's Board of Directors and the Fund's officers. The tables below list the Directors and Officers of the Fund and their principal occupations, other directorships and their affiliation, if any, with Databank Asset Management Services Limited.

BOARD OF DIRECTORS

NAME:

JOYCE R. ARYEE

POSITION:

Board Chairman

ADDRESS:

P.O. Box AN 15007
Accra- North.

OCCUPATION:

Management and Communications
Consultant
Executive Director,
Salt and Light Ministries

OTHER DIRECTORSHIPS:

Central University College
Chirano
College of Education (University of Ghana)
Global Media Alliance
Newmont Goldcorp
The Roman Ridge School
Volta River Authority



NAME:

KOJO ADDAE-MENSAH

POSITION:

Director

ADDRESS:

Databank Financial Services
PMB Ministries, Accra

OCCUPATION:

Investment Banker
Group Chief Executive Officer,
Databank Group

OTHER DIRECTORSHIPS:

Changing Lives Endowment Fund
Databank Asset Management Services Ltd.
Databank Balanced Fund Ltd.
Databank Brokerage Ltd.
Databank Epack Investment Ltd.
Databank Financial Services Ltd.
Databank MFund Ltd.
The Databank Foundation



**NAME:**

ADELAIDE KASTNER

POSITION:

Director

ADDRESS:

P.O. Box MB 115,
Ministries, Accra

OCCUPATION:

Senior Lecturer

OTHER DIRECTORSHIPS:

Council of Ghana Christian
University College

**NAME:**

KWADWO ASANTE-ABEDI

POSITION:

Director

ADDRESS:

P. O. Box TN 1759
Teshie-Nungua
Accra

OCCUPATION:

IT Consultant

OTHER DIRECTORSHIPS:

Capability Consult Ltd
Databank Balanced Fund Ltd
ePareto Information systems
Presim Ltd
Simnet Ltd
Uplife Company Ltd.

**NAME:**

NAOMI ADJEPONG

POSITION:

Director

ADDRESS:

15 Mangoline Lane
McCarthy Hill
Accra

OCCUPATION:

Operations Manager
Alpha Beta Education Centres

OTHER DIRECTORSHIPS:

Alpha Beta Charitable Trust
Emerge Leadership Ghana Limited
Skill Up Africa Challenge





COMPANY SECRETARY

NAME:

ACCRA NOMINEES LIMITED

POSITION:

Company Secretary

Accra Nominees Limited is a company incorporated in April 1981. Since incorporation, Accra Nominees Limited has been providing company secretarial services to its clients which include private Ghanaian-owned companies, private multi-national companies, manufacturing companies, non-bank financial institutions as well as public companies listed and not listed on the Ghana Stock Exchange. The Company is managed by Ms. Annie Chinbuah, a Barrister-at-Law of over 25 years post-call experience.

OFFICERS' INFORMATION

NAME:

FRANK SOCRATES DZAKUMA

POSITION:

Financial Controller



Socrates is responsible for administering the finances of the Fund. He is a member of the Association of Chartered Certified Accountants (ACCA). He holds a Masters degree in Business Administration from the University of Ghana. He is also responsible for the finances of the Databank Group of companies. His previous experiences include working with the Ghana Audit Service, Ayew Agyeman Turkson & Co., GCB Bank Ltd. and Societe Generale Ghana Ltd.

*Resigned on November 20, 2019 as Financial Controller

NAME:

EMMANUEL QUARM

POSITION:

Financial Controller (Acting)



Emmanuel is responsible for administering the finances of the Fund. He is a member of the Association of Chartered Certified Accountants (ACCA). He holds a Masters degree in Business Administration from the Coventry University. He is also responsible for the finances of the Databank Group of companies. Prior to this role, he was the head of mutual fund reporting for Databank Asset Management Services Limited.

*Appointed on November 19, 2019 as Ag. Financial Controller

**NAME:**

NII ANYETEI AMPA-SOWA

POSITION:

Head of Databank Asset Management Services Ltd.



Nii is the head of Databank Asset Management Services Ltd. (DAMSEL). Prior to assuming this role, Nii oversaw the Fund Managers of DAMSEL as Chief Investment Officer and managed Databank Epack Investment Fund as well as Databank Balanced Fund, which he continues to manage. Prior to the roles in DAMSEL, Nii headed the Research department of the Databank Group. Nii has also had brief working stints with the University of Ghana's Economics Department and as an equity analyst in UBA Capital (Europe). He has a degree in Economics (First Class Honors) from the University of Ghana, and an MSc Investments (Merit) degree from the University of Birmingham.

NAME:

DEBORAH ARMAH AKOTey

POSITION:

Chief Investment Officer



Deborah provides strategic guidance to Databank Fund managers to effectively manage their investment portfolios. She provides direction for the development of investment policies and strategic asset allocation plans, explores innovative and new approaches to the investment process and steers the affairs of the investment committee. Having worked in Databank for over 14 years in various capacities, she has extensive experience in investment banking including in-depth knowledge of asset classes, investment products and strategies that generate consistent alpha. Deborah's previous roles include Head of Institutional Business, Head of the Fixed-Income Subcommittee of Databank's Investment Committee and Fund Manager for Databank Balanced Fund. She has also worked with the Financial Control team of the Databank Group in various capacities and has been involved with the financial control functions of Epack, Ghana's largest equity mutual fund.

Deborah holds an MSc (Accounting & Finance) from the Manchester Business School in the UK, and a BSc in Business Administration (Accounting option) from the University of Ghana Business School, Legon. She is a Fellow of the Association of Chartered Certified Accountants (ACCA) and a CFA Charter holder.



NAME:

ROSELYN ADWOA DENNIS

POSITION:

Fund Manager



Roselyn Adwoa Dennis is the Fund manager for Databank Balanced Fund and Databank Ark Fund. She was previously the head of DAMSEL's Investment Advisory Team and worked as a Buy-side analyst, providing fund managers with financial analysis on listed equities both locally and across the continent. Prior to her role in DAMSEL, Roselyn worked with Databank Research, where she was instrumental in organizing Training and Budget Seminars and strengthening Databank's relationship with the media, aside her core research activities. Roselyn holds an MBA in Marketing from GIMPA and a Bachelor's degree in Banking & Finance (First Class Honours) from the University of Ghana.

*Resigned on August 6, 2019 as Fund Manager

NAME:

EDNA AHUNU

POSITION:

Fund Manager



Edna is the Fund Manager responsible for the management of two of Databank's Collective Investment Schemes: Databank Ark Fund Ltd. and Databank MFund Ltd. She also serves on the equity and fixed-income strategy team of Databank Asset Management Services Limited. Prior to her role as fund manager, she was responsible for DAMSEL's trading activities. Edna graduated from the University of Ghana Business School with a First-Class Honors in Business Administration (Banking and Finance option). She holds an EMBA in Entrepreneurship and Business Innovation from the China Europe International Business School (CEIBS).

*Appointed on August 6, 2019 as Fund Manager

**NAME:**

EVELYN OFOSU-DARKO

POSITION:

Chief Operations Officer



Evelyn is responsible for mutual funds' client administration as well as the middle office and back office operations of Databank Asset Management Services Limited. She has over 18 years of experience in various capacities, including fund management; fund administration and general operations of the Asset Management business. Prior to joining Databank, Evelyn worked at Unilever Ghana Limited and Darko Farms. She holds an MSc. in International Marketing Management, University of Surrey, UK and a Bachelor's degree from the University of Ghana Business School.

NAME:

MATILDA ESHUN

POSITION:

Fund Administrator



Matilda heads the Back Office operations of Databank Asset Management Services Ltd. (DAMSEL). She is responsible for the Administration of mutual funds. She is a product of the Methodist University College, Ghana and holds a BSc. degree in Administration. Prior to joining DAMSEL, she worked with Databank Financial Services Ltd.

NAME:

NELSON WORLANYO AFIANU

POSITION:

Finance Officer



Nelson assists in the accounting functions of the Fund. He is a Ghana Stock Exchange Certificate holder. He has been with the Fund for the past 11 years and holds a BSc in Administration (Accounting) from the University of Ghana, Legon.

Go digital with Databank!



Mobile money (USSD):

*6100# (MTN only), *737*100#, *713*100#

Online:

www.databankgroup.com or myghpay.com

Mobile app:

available in the Google playstore or App store for IOS devices; search for Databank Group

e-Business team (Questions or withdrawals):

Available at 0302 610610 or info@databankgroup.com

WhatsApp (Questions only):

Available at 0577 289133

Invest wisely. Invest with Databank.

Mutual Funds | Pensions | Wealth Management | Institutional Funds | Corporate Finance | Securities Trading | Research



Download the
Databank Mobile App
App Store Google play



Databank
Leadership

📞 0302 610610 | www.databankgroup.com



**Corporate and
Investment Banking**

Databank Financial Services Ltd
No. 61, Adabraka
Accra.
PMB, Ministries, Accra

20th March 2020

Attn: Mr. Vincent Ansah

Dear Sir,

REPORT OF THE CUSTODIAN TO THE INVESTORS OF DATABANK ARKFUND

We as custodians of Databank Ark Fund write to confirm to investors, the statement of holdings of the fund as at the close of business on 31st December, 2019.

In our assessment of the statement of holdings based on our records, the statement reflects a true and fair view of the state of affairs of the fund as at 31st December 2019.

Please find attached to this letter, the statement of holdings as at 31st December 2019.

Thank you.

Yours faithfully,

Eunice Amoo-Mensah
Manager, Investor Services

Kate Agamah
Head, TPS Sales

Stanbic Bank Ghana Ltd.
Investor Service Operations
07 APR 2020

Stanbic Bank Ghana Limited, Stanbic Heights, 215 South Liberation Link, Airport City, Accra, Ghana
PO Box CT 2344 Cantonments, Accra, Ghana Website: www.stanbicbank.com.gh
SWIFT: SBICGHAC Telex: 2755 STNBICGH
Tel. Switchboard: +233 (0) 302 687670-8 Fax: +233 (0) 302 687689
Email: stanbicghana@stanbic.com.gh

Stanbic Bank Ghana Limited
A member of the Standard Bank Group of South Africa
Directors: A. Andani, Prof. E. Aryeetey, K.K. Asomani, K.S.A. Mills, A. Mohinani, N.D. Benneh, E. Akofio-Sowah

Stanbic Bank Moving Forward™
A member of Standard Bank Group



HEAD OFFICE

VALUATION REPORT

Date

31-Dec-19

ACCOUNT NAME DATABANK ARK FUND

SECURITIES VALUATION

	Amount
RECEIVABLE	
PBC Receivable	140,000.00
Total	140,000.00
Cash	527,266.81
Total	200.00
	527,466.81

EQUITIES
INSTRUMENT NAME

	NO. OF SHARES	UNIT PRICE	COST	MARKET VALUE
BOPP	47,027	2.86	205,369.60	134,497.22
CAL	403,914	0.89	518,886.27	359,483.46
EGH	79,100	8.09	411,514.50	639,519.00
EGL	156,800	1.65	439,522.45	258,720.00
FML	54,600	4.12	374,143.59	224,552.00
GCR	162,300	5.10	309,899.77	929,730.00
GOL	264,653	1.70	223,488.03	449,510.10
IL	3,731,250	0.05	280,000.00	188,582.50
MTNGH	1,265,000	0.70	945,750.00	865,500.00
PBC	540,000	0.03	98,942.40	16,200.00
SCB	38,098	18.40	929,946.75	701,003.20
SOGEH	704,305	0.72	479,040.00	571,899.60
TOTAL	157,000	3.00	374,148.30	471,000.00
UNIL	29,000	16.40	372,647.10	475,600.00
AXIS	11,162.00	58.23	649,553.26	649,953.26

Stanbic Bank Ghana Ltd.
Investor Service Operations

07 APR 2020

Stanbic Bank Ghana Ltd.
Investor Service Operations
07 APR 2020

TOTAL

6,954,940.34

6,520,262.08

MUTUAL FUND

INSTRUMENT NAME

MFUND

TOTAL

NO. OF
UNITS
72,390.17

UNIT PRICE
1.39

MARKET
VALUE
100,904.66

COST
89,033.06

INVESTMENT TYPE

ISWE

TOTAL

MARKET
VALUE
1,066,794.52

COST
1,000,000.00

MARKET VALUE
1,066,794.52

MATURITY
VALUE
1,230,000.00

GOGBOG BONDS

INVESTMENT TYPE

GOGBOG BONDS

5 YEAR GOG BONDS

3 YEAR GOG BONDS

3 YEAR GOG BONDS

3 YEAR GOG BONDS

3 YEAR GOG BONDS

3 YEAR GOG BONDS

3 YEAR GOG BONDS

3 YEAR GOG BONDS

3 YEAR GOG BONDS

3 YEAR GOG BONDS

3 YEAR GOG BONDS

3 YEAR GOG BONDS

3 YEAR GOG BONDS

3 YEAR GOG BONDS

3 YEAR GOG BONDS

3 YEAR GOG BONDS

3 YEAR GOG BONDS

3 YEAR GOG BONDS

3 YEAR GOG BONDS

3 YEAR GOG BONDS

3 YEAR GOG BONDS

3 YEAR GOG BONDS

3 YEAR GOG BONDS

3 YEAR GOG BONDS

3 YEAR GOG BONDS

3 YEAR GOG BONDS

3 YEAR GOG BONDS

3 YEAR GOG BONDS

3 YEAR GOG BONDS

3 YEAR GOG BONDS

3 YEAR GOG BONDS

3 YEAR GOG BONDS

3 YEAR GOG BONDS

MARKET VALUE
402,153.65

COST
400,000.00

MARKET VALUE
402,153.65

MATURITY
VALUE
402,153.65

MARKET VALUE
402,153.65

COST
400,000.00

MARKET VALUE
402,153.65

MATURITY
VALUE
402,153.65

MARKET VALUE
402,153.65

COST
400,000.00

MARKET VALUE
402,153.65

MATURITY
VALUE
402,153.65

MARKET VALUE
402,153.65

COST
400,000.00

MARKET VALUE
402,153.65

MATURITY
VALUE
402,153.65

5 YEAR GCG BONDS	22-Apr-19	15-Apr-24	1,820	253	21-Oct-19	29-Apr-20	13.75	500,000.00	519,261.68	519,261.68
5 YEAR GCG BONDS	31-Jul-17	25-Jul-22	1,820	883	29-Jul-19	27-Jun-20	18.25	162,157.03	168,643.75	168,643.75
3 YEAR GCG BONDS	27-May-19	23-May-22	1,092	218	25-Nov-19	25-May-20	19.70	38,000.00	38,740.37	38,740.37
5 YEAR GCG BONDS	22-Apr-19	15-Apr-24	1,820	253	21-Oct-19	29-Apr-20	13.75	204,382.54	207,704.67	207,704.67
10 YEAR GCG BONDS	24-Jun-19	11-Jun-29	3,640	199	23-Dec-19	22-Jun-20	13.80	1,485,557.59	1,442,246.97	1,442,246.97
10 YEAR GCG BONDS	24-Jun-19	11-Jun-29	3,640	199	23-Dec-19	22-Jun-20	13.80	160,698.26	160,698.26	160,698.26
5 YEAR GCG BONDS	22-Apr-19	15-Apr-24	1,820	253	21-Oct-19	29-Apr-20	13.75	148,790.02	145,393.27	145,393.27
5 YEAR GCG BONDS	4-Feb-19	27-Jan-25	2,184	330	5-Aug-19	3-Feb-20	21.00	448,939.67	453,690.77	453,690.77
10 YEAR GCG BONDS	24-Jun-19	11-Jun-29	3,640	199	23-Dec-19	22-Jun-20	13.80	256,192.27	241,044.40	241,044.40
10 YEAR GCG BONDS	14-Nov-16	2-Nov-26	3,640	1,142	11-Nov-19	11-May-20	13.00	399,988.15	289,872.94	289,872.94
TOTAL								10,719,330.66	10,772,402.37	10,772,402.37

BONDS

INVESTMENT TYPE	VALUE DATE	MATURITY DATE	TENOR	DAYS HELD	LAST INTEREST PAY DATE	NEXT INTEREST PAY DATE	RATE	COST	MARKET VALUE	NET VALUE
CORPORATE NOTE										
6 YEAR FLR (ZWE LOAN LTD NOTE	27-May-16	27-May-22	2191	1313	27-Nov-19	26-May-20	20.64	160,000.00	163,076.21	163,076.21
5 YEAR AFB FLR BOND	26-Sep-16	26-Sep-21	1825	1191	26-Sep-19	26-Mar-20	19.14	342,000.00	359,216.56	359,216.56
7 YEAR AFB FLR BOND	6-Mar-17	4-Mar-24	2553	1028	3-Sep-19	3-Mar-20	19.39	500,000.00	531,608.36	531,608.36
5 YEAR AFB FLR BOND	3-Jul-18	3-Jul-23	1825	546	3-Jul-19	19-Jan-20	19.89	800,000.00	879,263.12	879,263.12
6 YEAR AFB BOND	1-Oct-18	1-Oct-24	2192	466	1-Oct-19	1-Apr-20	20.14	525,000.00	551,361.33	551,361.33
3 YEAR (ZWE BOND	28-Oct-18	28-Oct-21	1096	428	28-Oct-19	29-Apr-20	21.50	205,000.00	212,607.47	212,607.47
TOTAL								2,532,000.00	2,697,133.05	2,697,133.05

TREASURY BILLS

INVESTMENT TYPE	VALUE DATE	MATURITY DATE	TENOR	DAYS TO MATURITY	LAST INTEREST PAY DATE	NEXT INTEREST PAY DATE	DISCOUNT RATE	COST	MARKET VALUE	FACE VALUE
TREASURY BILLS										
								21,628,098.60	22,269,641.76	22,432,847.23

Prepared by : Angela Agbughlah
Authorised by : Ama Martinson





PROXY FORM DATABANK ARK FUND LIMITED

I/We.....

of..... being a member/members of

Databank Ark Fund Limited hereby appoint

.....

or, failing him the duly appointed chairman of the meeting, as my/our proxy to vote for me/us on my/our behalf at the Annual General Meeting of the Company to be held virtually via **Zoom on Wednesday July 15, 2020 at 1:00 p.m. prompt** and any adjournment thereof.

I/We direct that my/our vote(s) be cast on the specified resolution as indicated by an X in the appropriate space.

RESOLUTIONS	FOR	AGAINST
1. To adopt the Reports of the Directors, Auditors and the Financial Statements of the Company for the year ended December 31, 2019.		
2. To re-elect the following Directors who are retiring by rotation: <ul style="list-style-type: none"> Naomi Adjepong Kwadwo Asante-Abedi 		
3. To approve Directors' fees.		
4. To confirm the Auditors' remuneration for the year ended December 31, 2019 and to authorise the Directors to fix the remuneration of the Auditors for the year ending December 31, 2020.		
Special Business To amend the company's Regulations/Constitution to accommodate the holding of Annual General Meetings by electronic or virtual means where the Directors deem it necessary to do so.		

Signed this day of 2020

Signature

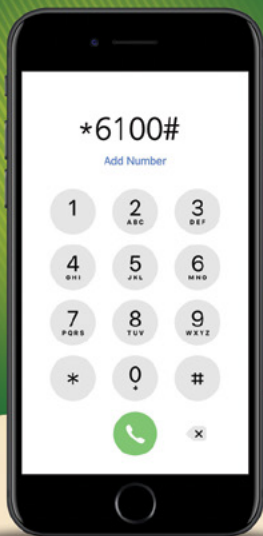


This image shows a full page of blank handwriting practice paper. It features approximately 20 evenly spaced, horizontal green lines running across the entire width of the page. The background is plain white, providing a clear guide for letter height and placement. There are no margins, text, or other markings present.

[illegible]



Users **ONLY**.



Let's get started

Dial

*6100#

Within minutes you can:



**Open a new
account**



**Top up
account**



**Check your
balance**



**Do direct debit
from your MoMo**



**Place a withdrawal
request**

Invest wisely. Invest with Databank.

Mutual Funds | Pensions | Wealth Management | Institutional Funds | Corporate Finance | Securities Trading | Research



Download the
Databank Mobile App
App Store Google play



Databank
Leadership

0302 610610 | www.databankgroup.com

■ ■ **FOR MORE INFORMATION, CONTACT**
■ **DATABANK AT THE FOLLOWING ADDRESSES:**

HEAD OFFICE

Tel: 0302 610610
Email: info@ databankgroup.com

CAPE COAST

Tel: 0577 702016
Email: capecoast@ databankgroup.com

HO

Tel: 0362 000071
Email: ho@ databankgroup.com

KOFORIDUA

Tel: 0342 031189, 0577 289123
Email: koforidua@ databankgroup.com

KUMASI

Tel: 0322 081483, 080077, 080078
Email: kumasi@ databankgroup.com

SUNYANI

Tel: 0576 001533, 0577 704516
Email: sunyani@ databankgroup.com

TAKORADI

Tel: 0312 023628, 025465
Email: takoradi@ databankgroup.com

TAMALE

Tel: 0577 802665, 0577 802666
Email: tamale@ databankgroup.com

TEMA

Tel: 0303 213240, 210050
Email: tema@ databankgroup.com

Partner locations (GTBank branches)

Accra

- **Airport:** 0577 702012
- **East Legon:** 0577 702013
- **Lapaz:** 0577 739461
- **Madina:** 0577 739462
- **Osu:** 0577 702014
- **Opera Square:** 0302 668530
- **Kasoa:** 0501 834708
- **Ashaiman:** 0577 702015
- **Tarkwa:** 0577 702010

Partner locations (UBA branch)

- **KNUST:** 0276 138111

Databank is Ghana's leading investment bank and one of the first to emerge from West Africa. Established in 1990, Databank has been instrumental in the development of the Ghanaian capital market and has built a strong reputation for its pioneering works in the industry. Driven by the goal of helping Ghanaians achieve financial independence, Databank is committed to promoting financial literacy and offering a diverse range of investment products and services to suit the investment styles of different investors.