

Databank **Money Market Fund Limited**

2010 ANNUAL REPORT



Income Security with Higher Returns

Databank MFUND Gives 'U' More Than Savings



Did you know that Databank Money Market Fund (MFUND) gives you more returns than your savings? Databank's MFUND provides you with income security, higher returns and easy access to your money when you need it. Now you know!

Call our seasoned advisors at Databank today.

Accra: (0302) 610610

Tema: (0303) 210050

Kumasi: (03220) 23487

Takoradi: (03120) 23628

MFUND
Income Security with Higher Returns

Databank
Leadership

Disclaimer "Past performance of Mfund is not a guarantee of future performance".

www.databankgroup.com

THE DATABANK
MONEY MARKET FUND LIMITED

AUDITED FULL YEAR REPORT
For The Period Ended
December 31, 2010

CONTENTS

4	— Notice of Annual General Meeting
5	— Chairman's Statement to Shareholders
9	— Performance Summary
9	— Portfolio at a Glance
10	— Interview with your Mfund Manager
14	— Report of Directors
16	— Report of The Auditors
17	— Statement of Assets and Liabilities
18	— Income and Distribution Accounts
19	— Statement of Movement In Net Assets and Issued Shares
20	— Notes to Financial Statements
27	— Custodian's Report
31	— Corporate Information
32	— Directors and Officers Information
37	— Proxy Form

This report shall not constitute an invitation to buy shares of the Fund. Subscriptions are to be made only on the basis of the current scheme particulars, accompanied by a copy of the latest available annual report, and if published thereafter, the most recent half year report.

NOTICE OF ANNUAL GENERAL MEETING

4

NOTICE OF ANNUAL GENERAL MEETING

Notice is hereby given that the 7th Annual General Meeting of the shareholders of Databank Money Market Fund Limited will be held at the National Theatre, Accra, Ghana on Friday, July 29th, 2011 at 9:00 a.m for the following purposes:

1. To consider the Directors' Report and the Report of Auditors for the year ended December 31, 2010
2. To receive and adopt the Statement of Assets and Liabilities and Statement of Operations for the year ended December 31, 2010.
3. To re-elect Directors retiring by rotation.
4. To authorize the Directors to appoint and fix the remuneration of Auditors.
5. To approve Directors' Fees.
6. To obtain shareholders approval for the use of electronic mail as a mode of publication and communication.
7. To transact any other business appropriate to be dealt with at an Annual General Meeting.

Dated this 3rd day of June, 2011

BY ORDER OF THE BOARD

Kind regards,
Databank Money Market Fund Ltd


Beta Striggner-Quarney (Mrs)
Board Secretary

CHAIRMAN'S STATEMENT TO SHAREHOLDERS

Dear Valued Shareholders,

I am pleased to welcome you to the 7th Annual General Meeting of the Databank Money Market Fund (MFUND) and to present the annual report and accounts for the year ended 31st December 2010. We always look forward to this opportunity to share with you the success of what you have entrusted in our care. I will begin with a brief account of the environment within which MFUND operated, the performance of your fund and our outlook for 2011.

The Global Environment

On the global front, resurgence in international and domestic financial inflows as well as higher commodity prices have enabled developing countries regain growth rates that have trended close to pre-crises period. Most developed countries have also shown increasing signs of recovery but at different rates across the regional blocks. Sub-Saharan African countries excluding South Africa witnessed stronger GDP growth from 2.8% recorded in 2009 to 5.0% in 2010. This was on the back of improved commodity prices and increased foreign direct investment (FDI). Commodity demand from major emerging markets and European countries as well as renewed portfolio investment from hedge funds were the main drivers of growth. Inflation risk

subsidised significantly in 2010 after the global food and energy price hikes in 2007- 2009.

Ghana's Economy Strengthens

In tandem with growth trends in Sub-Saharan Africa, Ghana's economy recorded strong growth of 5.9%, however, missing the targeted 6.5%. The rebasing of the GDP in 2010 saw the size of our economy double to GH¢45b (US\$32 billion). The Composite Index of Economic Activity (CIEA) of Bank of Ghana reported a year-on-year economic growth of 10.5% comparing favorably to 9.6% recorded in 2009. Increased credit to the private sector, tourist arrivals and investor activities all contributed to this optic. Domestic inflation closed the year at a remarkable and historic 8.6%, the lowest since June 1992. Interest rates declined in 2010 in line with low inflationary pressures; yield on the benchmark 91-day Treasury bill declined from a year open rate of 21.28% to 12.30% at close of year. By December 2010, the key policy rate of the Bank of Ghana had declined to 13.5% from the year open level of 18.0%.

The Cedi stood its ground against the Pound and the Euro appreciating by 2.68% and 6.61% respectively; it, however, depreciated again by 1.3%.

The first pour of oil in commercial quantities from the Jubilee oil fields began in December 2010. This has undoubtedly increased investor confidence in the prospects of our country. In September 2010, the international rating company Fitch upgraded Ghana's ratings outlook from negative to stable; the revision of rating outlook was linked to improving macro-economic indicators and oil production. The oil find, coupled with the government's commitment to maintain macro-economic stability is expected to increase economic activity.

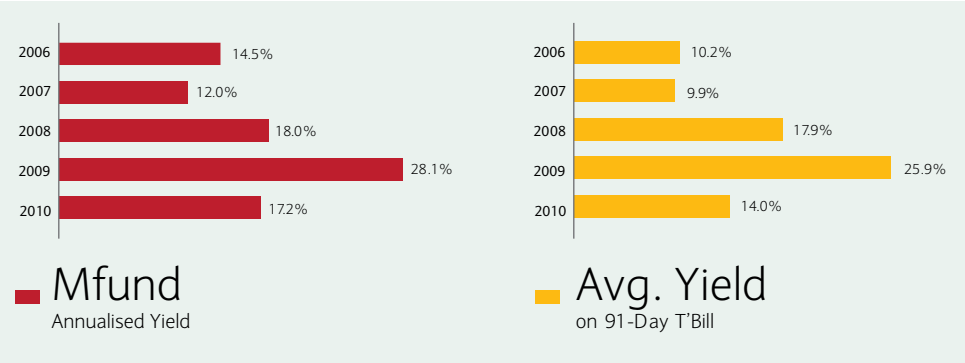
Highlights on the Fund's Performance

Ladies and Gentlemen, I am pleased to inform you that the Fund made significant gains within the period under review. The Databank Money Market Fund (Mfund) recorded an annualized yield of 17.23%. This compares favorably to bank savings rate, which rested

within the band of 5% and 11% during the period under review. In 2010, your Fund outperformed the average 91-day Treasury bill rate of 14% just as we have done over the years. It is important, however, to re-emphasize that the objective of the Fund is to preserve the capital of investors and to enhance liquidity among shareholders. Bearing these in mind would help us better appreciate the yields on your Fund. Although returns may seem to have dipped, your Fund continues to yield returns above that of the 91day Treasury bill and the average bank savings rate.

New Clients and Net Inflows

In 2010, there was a 42% increase in Mfund's shareholders, with over 13,000 new clients. This brought the total number of shareholders to 44,324. Total inflows were in excess of GH¢60m with total outflows of GH¢33m; this resulted in a net inflow of GH¢27m. Consequently, assets under management increased



by over 100% from GH¢31 in 2009 to GH¢66m in 2010. You will observe that this is an improvement over last year's performance however, we continue to implore you not to treat your investment in Mfund as a current account although its primary aims include enhancing liquidity. Depositing more and withdrawing less will enable Managers of the Fund invest in relatively longer dated fixed income instruments which have the potential of yielding higher returns.

Innovation

There were a number of initiatives within the year particularly in the area of e-commerce; these were aimed at improving our gold standard services to you and also to make investing more convenient. These innovations include:

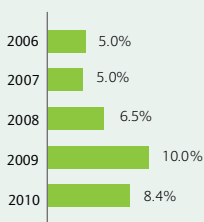
- Databank Notification Alert (DNA): An SMS and email notification system that enables you to monitor your Databank account using your mobile phone

- Electronic Transfer: This innovation enables you make withdrawals from your Mutual Fund account and have proceeds paid into your commercial bank or transferred to your e-zwich card.

Outlook

Fellow shareholders, ladies and gentlemen, as the global economy continues to recover, developing and middle market economies are expected to record modest growth rates of 6.5% in 2011. The 3.2% rate of inflation recorded in 2010 is expected to increase to 4.2% in 2011; considering the rising nature of global food and energy prices these inflationary pressures are expected to be even more pronounced in developing companies which typically allocate more weight to food and energy in their CPI basket.

The year 2011 began with a 30 percent upward adjustment in the ex-pump petroleum prices that significantly affected businesses in the country; political tensions in the Middle East and North Africa also became a source of worry as we remain skeptical of the extent to which these tensions would push international crude oil prices, thereby impacting domestic prices. In April 2011, crude oil price breached the US\$120 mark but has since tempered down to about US\$110 a barrel.



Avg.
Savings Rate

On the real economy of Ghana, the Bank of Ghana's Composite Index of Economic Activity, (an alternative to GDP), rose significantly during the first quarter of the year. The year on year growth at the end of the first quarter stood at 23.7%, showing a jump over same period last year when growth was 9.1%.

Inflationary pressures from petroleum price hikes and associated effects spurred inflation up marginally; effects of these pressures are however waning as evident in end of April inflation to 9.02%.

The production of crude oil in commercial quantities is also likely to increase GDP growth further within 12% and 13% (as against 6.6% recorded in 2010). We expect public expenditure to increase ahead of presidential and parliamentary elections to be held in 2012. With the economy set to record double-digit real growth in 2011 on the back of commercial crude oil production, expectations are that companies in ancillary industries such as financial services, transport, energy and real estate will benefit from the find. Interest rates have been trending downwards across the African continent.


Ghana's inflation is likely to remain in the range of 8% to 9.5% with interest rate in the region of 9% to 10% by year end.

We are confident that the Fund Manager and her team will ensure that Mfund remains the best short-term mutual fund on the Ghanaian market.

Acknowledgement

I wish to thank you our esteemed shareholders who have kept faith with us since inception of the Fund in 2004 as well as those who have just joined us; without you, there will be no telling of this success story. It is my prayer that God blesses each one of you richly so that together, we can invest your treasure and Databank's talent in the continuing success of the fund. I would also like to take this opportunity to first thank my colleague directors and also the management and staff of Databank, who have worked tirelessly to carry out this divine vision of creating wealth for shareholders. Your hard work, efficiency and dedication are greatly appreciated. God bless you!

Thank you all very much and God bless us all!



Ken Ofori- Atta
Chairman

PERFORMANCE SUMMARY AS AT DECEMBER 31, 2010

Historical Performance ¹

All Data as at December 31, 2009	Annualized Returns
MFUND Returns	17.23%
Savings Rate ²	5% - 11%

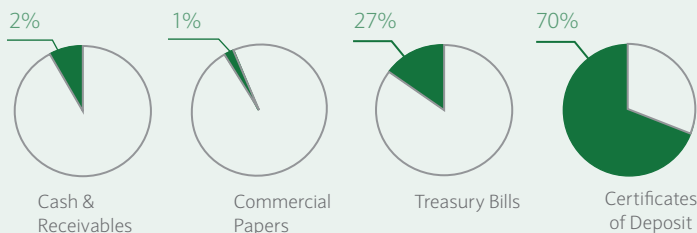
¹ - Return on investment reflects the return of the Fund taking into account cash inflows, cash outflows, reinvestment of interest and changes in the share prices. This percentage is not an indication of the performance of a member's investment in the Fund due to the difference in timing between when a member makes contributions and the reference period of the Fund.

² - Commercial Bank Range

Share Price Information

	28/04/2004	31/12/2004	31/12/2005	31/12/2006	31/12/2007	31/12/2008	31/12/2009	31/12/2010
Share Price (GH ¢)	0.1000	0.1128	0.128	0.1464	0.1639	0.1932	0.2477	0.2886
Number of Shares '000)	0	14,877	56,959	78,911	91,031	91,384	127,542	229,163
MFUND Value (¢'000)	0	1,678	7,275	11,764	15,191	17,242	31,125	66,144
Number of Shareholders	Nil	2,174	7,654	11,184	14,884	19,749	31,233	44,324

PORTFOLIO AT A GLANCE AS AT DECEMBER 31, 2010



INTERVIEW WITH YOUR MFUND MANAGER

What was the Mfund's performance in 2010?

In 2010 the Databank Money Market Fund achieved a yield of 17.23%. This compares favorably with bank savings rates of between 5%-6.25%. The average 91 day treasury bill rate for 2010 was 14%. The shareholder base for the period under review increased by 42% over the previous period [2009: 31,233 and 2010: 44,324]. The share price increased from GH¢0.2477 as at close of 2009 to GH¢0.2886 in December 2010. The asset under management moved from GH¢31million in 2009 to GH¢66 million in 2010.

What were the conditions in the money market?

The cedi was more stable in 2010 than in 2009. The depreciation of the cedi for 2010 was 1.32% against the USD dollar compared to 15.15% in 2009.

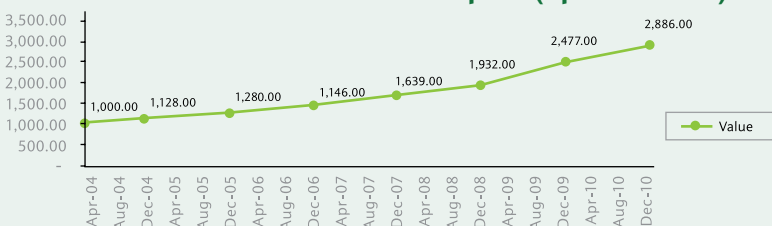
There was a sustained decline in average consumer prices in 2010, with inflation closing the year at 8.58%. The

disinflation process was mainly induced by stable domestic prices. Inflation fell from 15.97% in December, 2009 to 8.58% in December, 2010 – a really low historical outturn in decades. The favourable outturn in inflation was induced mainly by currency stability, fiscal consolidation, and fairly stable domestic food prices.

The monetary policy rate closed 2010 at 13.5% from 16% at the beginning of the year. In line with improvements on the pricing front and fiscal prudence, treasury yields declined substantially in 2010. The yield on the 91-day and 2-year fixed rate declined to 12.26% (from 21.28%) and 12.70% (from 23.10%) in 2010. Average lending rates for commercial banks fell marginally to 27.5% in 2010 from 32.1% in 2009.

The money market fund annualized yield at year end 2010 was 17.23% as against an average 91 day Treasury Bill rate of 14% and between 5% and 11% for savings rate.

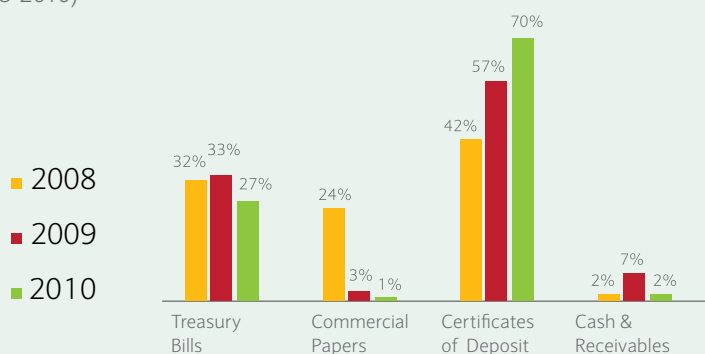
Growth of a GH¢ 1,000 MFund Investment since inception (Apr 04 – Dec 10)



What is the portfolio structure of the Fund

As at December 2010 the MFund's portfolio consisted of Certificates of Deposit, Treasury Bills, Commercial Papers and Cash Equivalents. The distribution is as follows; Certificates of Deposit (70%), Treasury Bills (27%), Commercial Papers (1%) and Cash Equivalents (2%).

Comparative Portfolio at a Glance,
December (2008-2010)



How many Shareholders does Mfund have?

The total number of shareholders as at December 2010 was GH¢44,324. For the 12 months of 2010, 13,925 new shareholders joined the Fund translating into a monthly average of 1160 compared to 11,875 shareholders and a monthly average of 989 in 2009. The

What Growth did the fund witness?

The fund witnessed a significant 113% year on year growth in value (Dec 2009–Dec 2010) from GH¢31 million to GH¢66 million. The growth in the Fund's size was driven by improved returns and net inflows of GH¢27.3 million. Deposits from 2009 to 2010 increased by 132% from GH¢26million to GH¢60million, while withdrawals from 2009 to 2010 increased by 87 % from GH¢ 17.6million to GH¢ 33 million.

surge in the number of new shareholders can be partly attributed to the high annualized yields (17.3%) compared to the yield of the average 91-Day interest rate (14%).

What is your outlook for the year 2011

Ghana's economy is forecasted to witness a growth in 2011 with a fairly stable macroeconomic environment. GDP growth is likely to increase to the region of 12.5% and 13% on crude oil production and increased public spending on infrastructure. Other key drivers of growth in 2011 will include the financial, telecom and construction sub-sectors. This strong growth outlook will add a premium to financial market performance during the period.

Inflationary pressures have subsided in 2011 mainly on the back of stable domestic food prices. Government spending plans, including the implementation of the single spine salary, have had minimal impact on pricing developments in HY-2011. Inflation is likely to close the year within the band of 8%-9.5% compared to the 8.58% outturn in 2010. Food inflation will continue to remain the buffer for overall inflation, but the extent may be limited by potential domestic petroleum price increases in the second half of 2011.

Interest rates will decline in 2011 compared to the previous year. The lower inflation environment coupled with mild fiscal pressures will be essential in facilitating lower interest rates during the period. The benchmark 91-day treasury bill rate is likely to remain within the region of 9% and 10% by the end of the year. In line with interest rate expectations, Mfund is likely to end the year with a return of at least 100 basis points above the 91 day treasury bill rate.

Are there any cost reduction strategies you want to implement to return more value to shareholders?

Aside management fee the biggest expenditure item is Administrative expenses which includes printing and posting of annual reports. It is noteworthy that reducing these expenses will invariably enhance returns. We believe it is time to move to a more efficient but less expensive mode of correspondence such as using email to distribute statements and annual reports to shareholders.

How far have you progressed with the implementation of the share classes?

We are yet to implement the share classes proposal that was approved by shareholders at the 11th Annual general meeting of the Fund. The reason for the delay in the implementation is the reluctance of the Securities and Exchange Commission (SEC) to give approval. We are engaging SEC in discussions on the share classes and we are hopeful that we would get the nod eventually.

What is the Fund's Strategy?

To increase deposits and combat the impact of the outflows on Assets under management we will apply a strategy of aggressive advertising. Our principal objective is to serve you better and to create more wealth for you. Your Fund in 2011 will maintain the yields, at least 1% above 91 day Tbills rate by investing mainly in medium-term securities in line with the direction of interest rates.

Mfund will continue to give you Income security and higher returns.

This has been an interview with your fund manager, Maamle Totimeh.



REPORT OF THE DIRECTORS

The Directors have pleasure in submitting the financial statements of the Databank Money Market Fund Limited for the year ended December 31, 2010.

Statement of Directors' Responsibilities

The Directors are responsible for the preparation of the financial statements for each financial year, which give a true and fair view of the state of affairs of the Fund and of the statement of operations for that period. In preparing those financial statements, the Directors have put suitable accounting policies in place and generally applied them consistently, made judgements and estimates that are reasonable and prudent and followed Ghana Accounting Standards.

The Directors are responsible for ensuring that the Fund keeps proper accounting records that disclose with reasonable accuracy at any time, the financial position of the Fund. The Directors are also responsible for safeguarding the assets of the Fund and taking reasonable steps for the prevention and detection of fraud and other irregularities.

Nature of Business

The nature of business of the Company is to invest the monies of its members for their mutual benefit and to hold and arrange for the management of money market securities acquired with such monies. The Company is licensed by the Securities and Exchange Commission to operate as an authorized mutual fund.

Financial Results

The results for the year ended December 31, 2010 are set out below:

	2010 GH ¢	2009 GH ¢
Interest Income	8,357,359	6,109,697
Management and Operational Expenses	(846,374)	(481,112)
Transfer to Accumulated Net Investment Income	7,510,985	5,628,585

Distribution Policy

The Fund passes substantially all of its earnings along to its investors as “distributions”. The Fund earns interest from fixed income investments. These amounts are passed along to fund shareholders as “income dividend distributions”. The Fund may realize capital gains whenever it sells securities

for a higher price than it paid for them. These amounts may be passed along as “capital gain distributions.” The Investment Manager does not anticipate that there will be significant capital gain distributions, because of the liquid nature of the assets.

BY ORDER OF THE BOARD



KEN OFORI-ATTA
CHAIRMAN

20th April, 2011



BENJAMIN GOGO
DIRECTOR

20th April, 2011



John Kay & Co

7th Floor, Trust Towers
Farrar Avenue, Adabraka
P.O.Box 16088
Airport, Accra

Tel: +233 30-2235406
+233 30-2238370
Fax: +233 30-2238371
E-mail: jkayal@4u.com.gh
jkayal@yahoo.com

REPORT OF THE AUDITORS TO THE INVESTORS OF DATABANK MONEY MARKET FUND LIMITED

16

We have audited the financial statements set out on pages 17 to 26. We have obtained all the information and explanations we required for the purposes of our audit.

Respective Responsibilities of Directors and Auditors

As stated on page 14 the Directors are responsible for the preparation of the financial statements. Our responsibility is to express an independent opinion on those financial statements.

Basis of Opinion

We conducted our audit in accordance with International Standards on Auditing. Those standards require that we plan and perform our audit to obtain reasonable assurance about whether the financial statements are free from material misstatements. An audit includes examining, on test basis evidence supporting the amounts and disclosures in the financial statements. An audit also includes assessing the accounting principles used and significant estimates made by the Directors, as well as evaluating the overall presentation of the financial statements.

Opinion

In our opinion, proper books of account have been kept and the financial statements which are in agreement therewith give a true and fair view of the state of affairs of the Databank Money Market Fund Limited as at December 31, 2010 and of the results of its operations and changes in the net assets for the year ended and comply with the Ghana Accounting Standards, Unit Trust and Mutual Funds Regulations, 2001, (L.I. 1695) and the Ghana Companies Code, 1963, (Act 179).


Chartered Accountants
21st April, 2011

STATEMENT OF ASSETS AND LIABILITIES

AS AT DECEMBER 31, 2010

	Notes	Market Value 2010 GH¢	Net Assets %	Market Value 2009 GH¢	Net Assets %
CASH AND SHORT TERM INVESTMENTS					
Cash at Bank					
Cash at Bank	2	<u>1,185,756</u>	1.79	<u>536,388</u>	1.72
Total Cash at Bank		<u>1,185,756</u>	1.79	<u>536,388</u>	1.72
Short Term Investments					
Treasury Bills	3	<u>18,308,407</u>	27.68	<u>10,377,286</u>	33.34
Commercial Papers	4	<u>513,667</u>	0.78	<u>1,206,517</u>	3.88
Certificates of Deposit	5	<u>48,938,814</u>	73.99	<u>17,734,000</u>	56.98
Total Short Term Investments		<u>67,760,888</u>	102.44	<u>29,317,803</u>	94.19
Total Cash & Short Term Investments		<u>68,946,644</u>		<u>29,854,191</u>	95.92
CURRENT ASSETS					
Interest Receivable	6	<u>2,449,995</u>	3.70	<u>1,904,587</u>	6.12
Other Receivables	7	<u>80,623</u>	0.12	<u>40,214</u>	0.13
Total Current Assets		<u>2,530,618</u>	3.83	<u>1,944,801</u>	6.25
Total Assets		<u>71,477,262</u>	108.06	<u>31,798,992</u>	102.16
CURRENT LIABILITIES					
Overdrawn Accounts		<u>(320,824)</u>	(0.49)	<u>(474,218)</u>	(1.52)
Sales Commission		<u>(43,314)</u>	(0.07)	<u>(26,614)</u>	(0.09)
Management Fees		<u>(30,434)</u>	(0.05)	<u>(25,672)</u>	(0.08)
Sundry Creditors	8	<u>(4,843,842)</u>	(7.32)	<u>(110,630)</u>	(0.36)
Custody Fees		<u>(84,642)</u>	(0.13)	<u>(27,796)</u>	(0.09)
Audit Fees		<u>(9,000)</u>	(0.02)	<u>(7,000)</u>	(0.03)
Total Liabilities		<u>(5,332,056)</u>	(8.06)	<u>(671,930)</u>	(2.16)
NET ASSETS		<u>66,145,206</u>	100.00	<u>31,127,062</u>	100.00

The financial statements on pages 17 to 26 were approved by the Board of Directors on 20th April, 2011 and signed on its behalf by:



KEN OFORI-ATTA
CHAIRMAN
20th April, 2011



BENJAMIN GOGO
DIRECTOR
20th April, 2011

INCOME AND DISTRIBUTION ACCOUNTS

FOR THE YEAR ENDED DECEMBER 31, 2010

	Notes	2010 GH¢	2009 GH¢
Investment Income			
Interest Income	9	<u>8,357,359</u>	<u>6,109,697</u>
Total Income		<u>8,357,359</u>	<u>6,109,697</u>
Expenses			
Investment Management Fees		(487,224)	(239,150)
Operating Expenses	10	<u>(359,150)</u>	<u>(241,962)</u>
Total Expenses		<u>(846,374)</u>	<u>(481,112)</u>
Net Investment Income		<u>7,510,985</u>	<u>5,628,585</u>
Transfer to Accumulated Net Investment Income		<u>7,510,985</u>	<u>5,628,585</u>

ACCUMULATED NET INVESTMENT INCOME

FOR THE YEAR ENDED DECEMBER 31, 2010

		2010 GH¢	2009 GH¢
Transfer from Income & Distribution Accounts		7,510,985	5,628,585
Recommended Non-Cash Dividend	11	<u>(6,759,886)</u>	<u>(5,065,727)</u>
Net Accumulated Income		751,009	562,708
Beginning of Year		<u>1,841,066</u>	<u>1,278,208</u>
End of Year		<u>2,592,165</u>	<u>1,841,066</u>

STATEMENT OF MOVEMENT IN NET ASSETS

FOR THE YEAR ENDED DECEMBER 31, 2010

	Note	2010 GH¢	2009 GH¢
Increase in Net Assets			
Operations:			
Net Accumulated Income		<u>751,099</u>	<u>562,858</u>
		<u>751,099</u>	<u>562,858</u>
Capital Transactions:			
Proceeds from Share Issue		60,568,746	26,225,806
Shares Redeemed		(33,061,587)	(17,969,419)
Net Proceeds from Capital Transactions		27,507,159	8,256,387
Recommended Non-Cash Dividend		<u>6,759,886</u>	<u>5,065,727</u>
		<u>34,267,045</u>	<u>13,322,114</u>
Total Increase in Net Assets		35,018,144	13,884,972
Beginning of Year		<u>31,127,062</u>	<u>17,242,090</u>
End of Year		<u>66,145,206</u>	<u>31,127,062</u>

STATEMENT OF MOVEMENT IN ISSUED SHARES

FOR THE YEAR ENDED DECEMBER 31, 2010

		2010 No. of Shares	2009 No. of Shares
Shares in Issue at Beginning of Year		127,542,350	91,478,113
Net Shares Issued	12	<u>101,621,144</u>	<u>36,064,237</u>
Shares in Issue at End of Year		<u>229,163,494</u>	<u>127,542,350</u>

NOTES TO FINANCIAL STATEMENTS

1. Accounting Policies

The following principal accounting policies have been consistently applied during the year in accounting for items that are considered material in the preparation of the Fund's financial statements.

The financial statements are presented in Ghanaian cedis.

i. Income Recognition

Interest income is recognized on the accrual basis of accounting. Interest income comprises interest on treasury bills, commercial papers and certificates of deposit. The recognition of interest ceases when the payment of interest or principal is in doubt. Thereafter, interest is included in income only when it is received.

Commissions and fees are credited to income when earned.

ii. Expenses

Expenses are recognized when incurred, without regard to receipt or payment of cash.

iii. Investments

Valuation of the fund is determined by the amortized cost method. This involves the valuing of a debt obligation in reference to its cost rather than market value. In this

regard, short-term securities having maturity of ninety-one days or less are valued at amortized cost.

iv. Foreign Currency

Transactions in foreign currencies during the period are converted into cedis at rates ruling at the transaction dates. Assets and liabilities denominated in foreign currencies are translated into cedis at exchange rates ruling at the financial year-end. The gains and losses resulting from exchanges are dealt with in arriving at the period's operating profit.

v. Commercial Paper

Commercial paper is stated in the Statement of Assets and Liabilities at the principal amount and interest less provision for doubtful debts. Provisions against commercial paper are based on an appraisal of the portfolio and are made having regard to specific risks. There is no provision for doubtful debts.

vi. Certificates of Deposit

Certificates of Deposit are stated in the Statement of Assets and Liabilities at the principal amount and interest less provision for doubtful debts. Provisions against Certificates of Deposit are made having regard to specific risks. There is no provision for doubtful debts.

2. Cash and Balances with Bank

Cash and cash equivalents, comprise deposits held at call with banks and cash at bank.

Cash at bank and call as at December 31, 2010 was GH¢185,756. This forms 1.79% of total net assets for the period, (2009: 1.72%).

3. Treasury Bills

Treasury bills are stated at maturity on the Statement of Assets and Liabilities.

Treasury bills for the period under review totals GH¢18,308,477 (2009:

GH¢10,377,286). This represents 27.68% of the total net assets (2009: 33.34%).

Details	2010 GH¢	2009 GH¢
1 Year Treasury Bills	5,664,711	-
182 Day Treasury Bills	12,643,696	7,386,813
91 Day Treasury Bills	-	2,990,473
	<u>18,308,407</u>	<u>10,377,286</u>

4. Commercial Paper

Commercial Papers as at December 31, 2010 are as follows:

Details	2010 GH¢	2009 GH¢
1 Year	513,667	-
182 Day	-	623,730
91 Day	-	582,787
	<u>513,667</u>	<u>1,206,517</u>

Commercial Paper for the year under review forms 0.78% (2009: 3.88%) of total net assets.

Analysis by Business Segments

Details	2010 GH¢	2009 GH¢
Construction	240,000	240,000
Commerce	-	437,937
Banking & Finance	273,667	200,000
Services	-	-
Miscellaneous	-	328,580
	<u>513,667</u>	<u>1,206,517</u>

5. Certificates of Deposit

Certificates of Deposit as at December 31, 2010 are as follows:

Details	2010 GH¢	2009 GH¢
1 Year	5,500,000	-
182 Day	43,438,814	11,834,000
91 Day	-	5,900,000
	<u>48,938,814</u>	<u>17,734,000</u>

Certificates of deposit for the year under review constitute 73.99% (2009: 56.97%) of total net assets.

Analysis by Business Segments

Details	2010 GH¢	2009 GH¢
Banking Institutions	40,288,814	11,000,000
Non-Banking Financial Institutions	<u>8,650,000</u>	<u>6,734,000</u>
	<u>48,938,814</u>	<u>17,734,000</u>

6. Interest Receivable

Interest Receivable as at December 31, 2010 forms 3.70% (2009: 6.12%) of total net assets.

Details	2010 GH¢	2009 GH¢
Interest on Certificates of Deposit	1,858,121	1,172,231
Interest on Commercial Paper	18,220	81,652
Interest on Treasury Bills	573,654	594,186
Interest on Bonds	-	56,518
	<u>2,449,995</u>	<u>1,904,587</u>

7. Related Party Transactions

These are receivables as at year end. They represent 0.12% (2009: 0.13%) of total net assets.

Details	2010 GH¢	2009 GH¢
Databank Epack Investment Fund Limited	2,280	1,333
Databank Balanced Fund Limited	462	-
Databank Brokerage Limited	13,059	13,059
Databank Financial Services Limited	39,000	-
Databank Asset Management Services Limited	<u>25,822</u>	<u>25,822</u>
	<u>80,623</u>	<u>40,214</u>

8. Sundry Creditors

Sundry creditors represent 7.32% (2009:0.35%) of total net assets for the year

Details	2010 GH¢	2009 GH¢
Bank Suspense	-	27,224
Withholding Tax	337	665
General	4,447	4,447
Databank Balanced Fund Limited	-	350
Databank Brokerage Limited	-	2
Barclays Securities Services	197,682	77,942
Memorandum Accounts	1,250,442	-
Investment Deal Settlement Account	3,390,934	-
	<u>4,843,842</u>	<u>110,630</u>

9. Interest Income

Details	2010 GH¢	2009 GH¢
Interest on Treasury Bills	2,423,205	2,029,830
Interest on Commercial Papers	188,863	481,847
Interest on Certificates of Deposit	5,651,883	3,508,108
Interest on Call Deposit	93,408	89,912
	<u>8,357,359</u>	<u>6,109,697</u>

10. Operating Expenses

Details	2010 GH¢	2009 GH¢
Bank Charges	36,582	15,783
Administrative Expenses	173,268	101,193
Director's Emoluments	13,460	10,510
Auditors' Remuneration	9,000	7,000
Others	126,840	107,476
	<u>359,150</u>	<u>241,962</u>

11. Non-Cash Dividend

Details	2010 GH¢	2009 GH¢
Non-Cash Dividend Recommended	<u>6,759,886</u>	<u>5,065,727</u>
	<u>6,759,886</u>	<u>5,065,727</u>

This is in line with the Fund's Distribution Conversion

12. Capital Transaction

Net Shares issued are as follows:

Details	2010 No. of Shares	2009 No. of Shares
New Issues	221,981,106	118,368,800
Redemptions	<u>(120,359,962)</u>	<u>(82,304,563)</u>
Net Shares Issued	<u>101,621,144</u>	<u>36,064,237</u>

13. Transactions through affiliates

Treasury bills representing 27.68% (2009 33.34%) of total net assets were executed through Databank Brokerage Limited (DBL), a primary distributor. Commercial Paper and Certificates of Deposit transactions representing 0.78% and 73.99% respectively (2009: 0.64% and 52.78%) of total net assets, were conducted through Databank Asset Management Services Limited (DAMSEL).

14. Taxation

Mutual funds, under the current legislation, are not subject to taxes on interest income nor to any taxes on income distributions.

15. Directors’ Shareholding

The Directors named below held the following number of shares in the Fund as at December 31st, 2010.

Name	Shares 2010	% of Shares 2010
Benjamin Gogo	48,925	0.0213
Daniel Seddoh	54,253	0.0237
Keli Gadzekpo	6,499	0.0028
Ken Ofori-Atta	52,479	0.0229
Stephen Adei	45,066	0.0197

16. Description of the Fund

Databank Money Market Fund started operations on the 16th April 2004 as an authorized mutual fund to provide high current income with the maintenance of liquidity and preservation of capital. The Fund’s investments include: treasury securities, commercial paper, banker acceptances, certificates of deposits, etc.

All securities purchased by the Fund present minimal credit risk in the opinion of the Manager (Databank Asset Management Services) acting under the supervision of the Directors. In the interest of prudence and efficient management of the Fund, the Manager will maintain prudent levels of liquidity.

The Manager is responsible for the actual management of the Fund’s portfolio and constantly reviews the holding of the Fund in the light of its research analysis and research for other relevant services. The Fund pays the Investment Manager a monthly management fee for services provided to the Fund. The fee is based on the Fund’s average daily net assets.

CUSTODIAN REPORT



27

May 16, 2010.

The Manager
Databank Money Market Fund Ltd
No. 61 Barnes Road, Adabraka
P.M.B Ministries Post Office
Accra

Our ref. MFundreport2010

Dear Sir,

REPORT OF THE CUSTODIAN TO THE INVESTORS OF DATABANK MONEY MARKET FUND LIMITED

We refer to the Unit Trust and Mutual Funds Regulations, 2001 L.I. 1695 and attach a statement of holdings of securities in custody with Standard Chartered Bank Ghana Limited for the above fund as at December 31, 2010.

Respective Investment Restrictions imposed on the fund and the responsibility of custodians

Pages 9 and 11 of the fund's regulations specify the funds investment restrictions. Our responsibility is to express an independent opinion on the statement of holdings based on our audit.

Opinion

In our opinion, the statement of holdings is in agreement therewith and give a true and fair view of the state of affairs of the fund as at December 31, 2010 and the Manager **Databank Asset Mangement Limited** has managed the fund for the year ended December 31, 2010 in accordance with;

- (a) the limitations imposed on the investment and borrowing powers of the manager; and
- (b) provisions pursuant to the above mentioned regulations.

Yours Faithfully,

Samuel Eghan
Head, Investment and Intermediaries
Standard Chartered Bank

Standard Chartered Bank Ghana Ltd.
Head Office
P.O. Box 768, Accra Ghana

Tel (233-21) 664591 - 8, 769210 - 221
Fax (233-21) 667751, 663560
Telex 2671 (SCBACCGH)
Cable STANCHART

STANDARD CHARTERED SECURITIES SERVICES

Portfolio Valuation Report as at 31/12/2010

Safekeeping Account : 1957397A - BBGN/DATABANK MONEY MARKET FUND LIMITED

Security Code	Nominal	Value LCY
UBFD_182-10I	500,000.00	523,993.15
ZBFD_182-10B	750,000.00	801,595.89
FBFD_182-10O	700,000.00	722,271.51
UTFD_182-10T	800,000.00	814,372.60
HFD_182-10B	600,000.00	627,123.29
BFD_182-10D	300,000.00	313,282.19
FBFD_182-10L	400,000.00	420,893.15
HFCFD182-10D	500,000.00	517,280.82
HFCFD182-10B	1,000,000.00	1,070,712.33
BFD_182-10C	400,000.00	421,567.12
PBFD_182-10G	500,000.00	523,993.15
UBFD_182-10K	500,000.00	518,472.60
FCFD_182-10	700,000.00	711,046.58
ZBFD_182-10E	800,000.00	832,964.38
UTFD_182-10L	500,000.00	530,513.70
ABFD_182-10I	500,000.00	505,753.43
UBFD_182-10F	800,000.00	848,673.97
NDKFD182-10J	300,000.00	312,230.14
ZENITH BANK 182 DAY FD	820,000.00	827,363.15
GTFD_182-10C	1,000,000.00	1,069,917.81
HFD_182-10A	500,000.00	521,780.82
FBFD_182-10E	429,917.81	461,343.04
UTFD_182-10S	1,000,000.00	1,029,369.86
ACBFD_182-DEC	1,000,000.00	1,011,506.85
UNBFD_182-10	700,000.00	703,452.06
182 DAY FIRST CAPITAL	700,000.00	758,915.07
ZBFD_182-10D	800,000.00	838,575.34
CRBFD_182-10	300,000.00	303,164.84
UBFD_182-10L	700,000.00	715,246.58
IBFD_182-10B	500,000.00	532,054.80
ABFD_182-10C	600,000.00	639,945.21
PBFD_182-10I	500,000.00	514,301.37
FBFD_182-10M	800,000.00	830,389.04
BFD_182-10E	400,000.00	417,884.93
UTFD_182-10M	700,000.00	740,187.67
1YR UBA FD @ 14.70%	3,000,000.00	3,002,416.44

PBFD_182-10H	500,000.00	517,280.82
BFSFD182-10A	800,000.00	827,704.11
HFCFD182-10E	600,000.00	613,335.62
ABFD_182-10D	500,000.00	529,904.11
NDKFD182-10H	400,000.00	420,613.70
BFSFD182-10B	700,000.00	715,246.58
BFSFD182-10C	500,000.00	526,520.55
1YR UT FD @16%	1,000,000.00	1,000,876.71
DB_1YR-10	272,003.00	289,098.20
FBFD_182-10F	1,000,000.00	1,070,273.97
SBFD_182-10A	700,000.00	751,723.29
UTFD_182 - DEC	500,000.00	505,308.22
NDKFD182-10M	600,000.00	615,780.82
PBFD_182-10F	750,000.00	801,595.89
PBFD_182-10J	600,000.00	612,394.52
IBFD_182-10F	500,000.00	512,116.44
182 DAY INTERC FD	400,000.00	402,747.95
NDKFD182-10K	400,000.00	416,306.85
UTFD_182-10O	235,950.00	246,913.60
NDKFD182-10L	300,000.00	312,493.15
UBFD_182-10E	700,000.00	743,495.89
NDKFD182-10I	700,000.00	729,150.69
FBFD_182-10I	700,000.00	742,863.01
IBFD_182-10A	500,000.00	535,561.64
ACFD_182-10	450,000.00	460,306.85
IBFD_182-10E	400,000.00	411,758.90
BRAZZ_182	240,000.00	263,520.00
ABFD_182-10G	700,000.00	726,307.53
PBFD_182-10E	500,000.00	536,095.89
1YR UT FD_1YR-	500,000.00	529,010.75
182 DAY NDK_FD	300,000.00	317,050.20
182 DAY FID FD	700,000.00	732,037.15
UTFD_182-10N	200,000.00	209,994.52
ZBFD_182	800,000.00	837,523.29
ABFD_182-10F	500,000.00	520,407.53
UTFD_182-10J	414,000.00	440,711.51
UBFD_182-10B	800,000.00	861,150.69
	44,301,870.81	46,964,401.92

GDF - GOVERNMENT DEBT - FIXED		
Security Code	Nominal	Value LCY
DBL1171_1YR	1,000,000.00	1,018,270.60
DBL1176_1YR	500,000.00	502,225.28
DBL1191-1YR	600,000.00	619,071.43
DBL1167_1YR	300,000.00	309,117.45
DBL1158_1YR	1,241,211.00	1,325,913.42
DBL1159_1YR	2,023,500.00	2,150,941.59
TOTAL	5,664,711.00	5,925,539.76

GDT - GOVERNMENT DEBT - TBILLS		
Security Code	Nominal	Value LCY
DBL1179_182	955,318.00	948,296.67
DBL1192_182	1,064,395.00	1,019,649.65
DBL1196_182	931,495.00	847,971.97
DBL1198_182	531,716.00	486,440.34
DBL1194_182	1,063,829.00	1,003,836.93
DBL1191-182	2,019,869.00	1,886,235.35
DBL1197_182	1,778,968.00	1,574,941.72
DBL1190_182	502,815.00	489,053.26
182 DAY T/BILL 1203	439,166.00	385,043.95
DBL1193-182	651,080.00	601,858.35
DBL1188_182	790,599.00	749,631.72
DBL1195_182	531,914.00	486,630.39
DBL1178_182	1,134,504.00	1,207,459.50
DBL1180_182	1,067,235.00	1,053,910.31
TOTAL	12,643,696.00	12,740,960.09

CORPORATE INFORMATION

BOARD OF DIRECTORS

Ken Ofori - Atta (Chairman)
Keli Gadzekpo
Stephen Adei
Dan Seddoh
Benjamin Gogo

INVESTMENT MANAGER

Databank Asset Management
Services Limited
No 61 Barnes Road Adabraka
Private Mail Bag
Ministries Post Office

REGISTERED OFFICE

No 61 Barnes Road, Adabraka
Private Mail Bag
Ministries Post Office, Accra

CUSTODIAN

Standard Chartered Bank Ghana Ltd
P.O. Box 768
Accra, Ghana

AUDITORS

John Kay & Co
7th Floor, Trust Towers
Farrar Avenue, Adabraka
P.O. Box 16088
Airport, Accra

BANKERS

Barclays Bank of Ghana Ltd
P.O. Box 2949
High Street, Accra

Standard Chartered Bank Ghana Ltd
P.O. Box 768
Accra, Ghana

United Bank of Africa
Heritage Towers
Accra

Ecobank Ghana Limited
19 Seventh Ave, Ridge West
P. O. Box PMB GPO
Accra

Zenith Bank Ghana
Premier Towers
Liberia Road
Ministries
Accra

Intercontinental Bank Ltd
Starlets 91 Road
P.O. Box GP 353
Accra

DIRECTORS AND OFFICER INFORMATION

The business and affairs of the Fund are managed under the direction of the Fund's Board of Directors and the Fund's officers. The tables below list the directors and officers of the Fund and their principal occupations, other directorships held by directors and their affiliation, if any, with Databank Asset Management Services Limited.

Board of Directors:

The Interested Directors of the Fund are:



Name
Ken Ofori -Atta
Address:
P.O Box 3859, Accra
Position
Chairman
Time with Fund
6 years 8 Months
Occupation
Investment Banker


Other affiliation
Chairman
Databank Financial Services Ltd
Databank Asset Mgt. Services Ltd
Databank Epack Investment Fund Ltd
Databank Balanced Fund Ltd
Trust Bank Ltd. (Gambia)
Combert Impressions
Director
Enterprise Insurance Co. Ltd
Databank Arkfund Ltd



Name
Keli Gadzekpo
Address:
P.O Box M 298, Accra
Position
Director
Time with Fund
6 years 8 Months
Occupation
Investment Banker

Other affiliation
Vice Chairman
Databank Financial Services Ltd
Databank Asset Mgt. Services Ltd.
Director
Enterprise Insurance Co. Ltd
Databank Epack Investment Fund
Limited
Databank Balanced Fund Ltd
Databank Arkfund Ltd

The Independent Directors of the Fund are:



Name
Stephen Adei

Address:
PO Box 1015, Legon, Accra

Position
Director

Time with Fund
6 years 8 Months

Occupation
Economist

Other affiliation

Director
Chartered Institute of Marketing
Centre for Economic & Policy Analysis (CEPA)
Databank Balanced Fund Ltd (Bund
Combert Impressions Ltd (Combert)
Presbyterian Book Depot
Ghana Christian International High School



Name
Dan Seddoh

Address:
P.O Box GP 50, Accra

Position
Director

Time with Fund
6 years 8 Months

Occupation
Chartered Accountant

Other affiliation

Director
Merchant Bank
Acting Chief Executive Officer
National Pensions Regulatory Authority



Name
Benjamin Gogo

Address:
P.O. Box AF 878
Adenta-Accra

Position
Director

Time with Fund
6 years 8 Months

Occupation
Consultant

Other affiliation

Director
Aluworks
La Community Bank



Daniel



Oladimeji



Maamle

Officers:

		Occupations During the Past 5 Years
Name	Daniel Ogbarmey Tetteh.	<p>He is currently the Chief Investment Officer for Databank Asset Management Services Ltd. Daniel Ogbarmey Tetteh has been the head of Databank Research since 2000. Under his leadership, Databank Research was awarded the Best Africa Research Team at the Africa Investor Ai Index award held at the London Stock Exchange in 2007. His previous experience includes lecturing at the University of Ghana Business School.</p>
Position	Chief Investment Officer	
Time with Fund	2 years 4 months	
Name	Oladimeji Adedara	<p>Responsible for administering the finances of the Fund. A qualified Chartered Accountant responsible for Databank Accounts. His previous experience includes working with Excel Trust & Finance Limited and MMG Securities Ltd, both in Nigeria.</p>
Position	Financial Controller	
Time with Fund	6 years	
Name	Maamle Totimeh	<p>Maamle is responsible for the management of Mfund. She also prepares investment reports and financial statement to shareholders. She is a product of the University of Ghana with a First Degree in Economics and Geography. Prior to joining Databank Asset Management she worked as a Fixed Income Analyst with Databank Brokerage Limited.</p> <p>Maamle has completed an MBA programme at the University of Ghana Business School.</p>
Position	Fund Manager	
Time with Fund	5 years	

Name	Evelyn Ofosu Darko	Evelyn is in charge of both domestic and international marketing of DAMSEL's products, product development and fund management. She has been with Databank since 2000 and holds a first degree in Administration (Marketing option) from University of Ghana, Legon and an MSc. in International Marketing Management, University of Surrey, UK. Her previous experience was with Unilever Ghana Limited and Darko Farms.
Position	Vice-President	
Time with Fund	6 years	
Name	Felicia Joan Asabea Oppong	Joan is responsible for managing Bfund and also assists with the management of Databank Ark Fund. She also prepares period end investment reports and research. She provides investment advice to clients. Joan joined Databank, after completing her First Degree in Business Administration (Banking & Finance) from the University of Ghana Business School.
Position	Senior Analyst	
Time with Fund	3 years	
Name	Edna Ahunu	Edna is responsible the management of the Fund. She prepares investment reports and financial reports for the Fund's shareholders. She is a product of the University of Ghana Business School and graduated with a Bachelor degree in Banking & Finance
Position	Senior Analyst	
Time with Fund	3 years	
Name	Benedicta Tandoh	Benedicta is responsible for the administration of the Fund. She also provides investment advice to clients. Benedicta joined Databank, after completing her First Degree in Bachelor of Management Studies (BMS) from the University of Cape Coast in 2004. Prior to joining Databank she worked with Standard Chartered Bank.
Position	Fund Administrator	
Time with Fund	6 years	

Name	Isaac Nkansah	Isaac is the Accounts Manager for the Fund. Prior to this, he worked as a settlements officer and later as a Stock Broker with Databank Brokerage Limited. He has been with Accounts department for a number of years. Isaac is a member of ACCA and also a MBA student with Paris Graduate School of Management.
Position	Accounts Manager	
Time with Fund	2 years	
Name	Frederick Duvor	Frederick assists in the management of Databank Money Market Fund Ltd. He is responsible for executing transactions with third parties and other trading activities on behalf of the fund. He is a graduate of the Catholic University College of Ghana with a BSc. (Hons) degree in Economics and Business Administration.
Position	Analyst	
Time with Fund	1 year 3months	
Name	Nana Ama Opinamang	Nana Ama is responsible for the administration of the Fund. She is a product of Central University College with a First Degree in Business Administration (HRM Option). Prior to joining Databank Asset Management, she worked with Databank Financial Services Ltd.
Position	Fund Administrator	
Time with Fund	3 years	
Name	Ruth Koranteng	She assists in the accounting function of the fund. She is a graduate of Central University College with Bsc(Hons) degree in Business Administration- Accounting Option and part qualified CIMA student.
Position	Senior Account Officer	
Time with Fund	4 years	

PROXY FORM

Databank Money Market Fund Limited

I/We
of.....
being a member/members of Databank Money Market Fund Limited hereby appoint or failing him the duly appointed chairman of the meeting, as my/our proxy to vote for me/us on my/our behalf at the Annual General Meeting of the Company to be held at the **National Theatre Accra, on 29th July 2011 at 9:00am prompt** and any adjournment thereof.

I/We direct that my/our vote(s) be cast on the specified resolution as indicated by an X in the appropriate space.

RESOLUTIONS	FOR	AGAINST
1. Receive the report of Directors and Auditors		
2. Receive and adopt the 2010 accounts		
3. Re-election of the following Directors retiring by rotation; <ul style="list-style-type: none">• Stephen Adei• Dan Seddoh		
4. Authorize the Directors to fix remuneration of Auditors		
5. To approve Directors' fees		
6. To accept the use of electronic mail as a mode of publication and communication		

Signed this day of2011

Signature.....

Databank's Electronic Banking Solutions

Databank cares about you and continues to come up with new ways and collaborations that will make the investment experience more convenient for you...

Try Databank's Electronic Banking Solutions today!

❖ Databank's Distribution Channels

Pay into your Databank Mutual Fund account at any Zenith, Barclays, United Bank for Africa or Intercontinental Bank branch. The respective bank account numbers are as follows:

BANK	EPACK	BFUND	MFUND	Ark Fund
BARCLAYS	0482028675	0481147239	0481957397	
ZENITH	6010112737	6010121191	6010112729	6010132126
UBA	106225001580	106226901580	106225601580	110595402580
INTERCONTINENTAL	1051770017838	1051770017863	1051770017840	

Please remember to indicate your personal Databank account number and your name on the deposit slip.

❖ Databank Notification Alerts

An SMS & email notification system that allows you to monitor your Databank account using your mobile phone. (Please refer to the information on the reverse of this flyer)

❖ Online Balance Checker:

Create an account that will allow you to view your balance(s) on your Databank mutual fund account(s) online

Go to <https://balance.databankgroup.com> to register

It takes 48 hours to activate your account. Balances will be made available to clients in arrears of 2 working days.

❖ Electronic Transfer

Make withdrawals from your Mutual Fund account and have the proceeds paid into your commercial bank account or transferred to your e-zwich card.

❖ e-zwich

Link your e-zwich card to your Databank account to transfer money directly from your commercial bank account to your Databank Mutual Fund account and vice versa.

❖ MTN Mobile Money

Use your mobile phone to contribute to your Databank Mutual Fund account from the convenience of your home or office! (Please refer to the information on the reverse of this flyer)

Lookout for More Services!

❖ Databank Autopay:

This service will allow Databank clients to have specified amounts deducted from their MTN Mobile Money wallets to fund their Mutual Fund accounts on a regular basis (e.g. weekly, monthly, quarterly etc.)

❖ Airtel Money:

Top up your Databank Mutual Fund account using your Airtel Money wallet and save yourself the cost of transport and the inconvenience of being restricted to the 8:00 a.m. to 5:00 p.m. workday.

HOTLINE: (0302) 610610

LOCATION

Accra #61 Barnes Road, Adabraka. Tel: (233-302) 610610

Kumasi SSNIT Office Complex, Block B, 2nd Floor, Harper Road. Tel: (233-3220) 23487

Tema Meridian Plaza, Room 206 & 207, 2nd Floor, Community 1. Tel: (233-303) 210050

Takoradi SSNIT Office Complex, 1st Floor, Room 208. Tel: (233-3120) 23628



Databank

Leadership

Email: info@databankgroup.com, clientservices@databankgroup.com

Website: www.databankgroup.com

Databank Notification Alerts

An SMS & email notification system that allows you to monitor your Databank account using your mobile phone

MTN Mobile Money

Top up your Databank Mutual Fund account using MTN Mobile Money whether you are on the go, at home or at the office...

Register at any Databank office, MTN Service Center, Partner bank branches or Mobile Money authorized Merchants/Agents today!

A SMS Enquiries

Receive Mutual Fund prices, Treasury Bill rates, branch information and account balances by SMS.

■ Directions:

Simply text the following keywords to 1906:

Account Balances:

Step 1: Send *Reg[space]Account Number[space]Account Name* to 1906.
e.g. Reg 123456 Kofi Oppong

Step 2: Send *Bal[space]Account Number* to 1906
e.g. Bal 123456

Rates and Prices(Stocks on the GSE):

Stock[space]symbol e.g. Stock GCB

Fund Prices:

Fund[space]Fund Type
e.g. Fund[space] Epack

Treasury Bill Rates: Rates

Mutual Fund Prices: Funds

Branch Information: Branches

*Disclaimer: A fee of 30 Gp will be deducted per SMS.
This service is not supported by Tigo at the moment.*

B SMS Notification Alerts

Receive alerts to notify you of transactions on your account, stock market updates and current rates and prices.

■ Directions:

Please contact Databank for more information on how to register.

Disclaimer: The annual fee for this service is GH¢ 10.00.



Directions:

On your phone go to

"My MTN"
"Mobile Money"
"Transfer Money"
"Mobile User"

Enter and repeat Fund MM account number:

Databank Epack 0544 – 100 599
Databank Mfund 0544 - 100 699
Databank Ark fund 0544 – 100 799
Databank Bfund 0544 – 100 899

Please save these under "Favourites" on your phone

Input the amount

E.g. 10 for GH¢10, 10.5 for GH¢10 and 50p or 10.03 for GH¢ 10 and 3p.

Enter the reference:

Account Number (space) First Initial (space) Last Name
e.g. 111111 K ASANTE (this is not case sensitive, limit – 25 characters)

Confirm details

Finalise instructions by entering your Mobile Money PIN. You will receive a confirmation message of the successful transfer from MTN.

Your Databank account will be credited within 72 hours.
Service charges will apply

Terms and Conditions:

Payments / transfers made via MTN Mobile Money will take up to 72 hours to reflect on your Databank statement.

The following charges will apply:

MTN service charge of up to 1% of amount transferred.
(This charge will be deducted from your MTN Mobile Money wallet)

Convenience charge of 50Gp
(Databank will deduct this from the amount being transferred)

E.g. Mobile Money Wallet Balance GH¢6.00

Minus GH¢1.00 in Service Charges: 0.50Gp (MTN) +0.50Gp (Databank)

Amount invested in Databank Product GH¢5.00

All payments / transfers must be received by 4pm (Monday – Friday) to be processed on the same day.

The minimum transaction amount is GH¢5.00

The maximum transaction limit per day is GH¢200.00

(Please note these transactions exclude the service charges stated above)



ARK Fund

A haven for your investment

Money is an essential ingredient of life without which many things, including the propagation of the gospel cannot be achieved. No wonder that the Holy Bible posits that money is a potent answer to all things (*Ecc1.10:19*).

However, money must be earned honestly, without any guilt. How can a Christian earn good money without sacrificing his or her Christian values? Apart from working for money, the other critical key is putting your money to work by investments. The answer to where a Christian or church can invest to grow wealth lies with the **DATABANK ARK FUND**.

Databank Ark Fund is a **long term** mutual fund which seeks to achieve capital growth and income by integrating **social, ethical and environmental considerations** in the investment process.

As Noah's ark was a safe haven for his family and all who believed God, so is the **ArkFund a safe haven for your financial investments**.

With a well diversified portfolio of shares and interest-bearing instruments, you minimize the risk associated with financial investments

INVEST in the Databank ArkFund and grow your wealth the **socially responsible way**.

Call our seasoned advisors at Databank today:

- Accra: (0302) 610610
- Tema: (0303) 210050
- Kumasi: (03220) 23487
- Takoradi: (03120) 23628

Disclaimer. "Past performance of ARKfund is not a guarantee of the future performance"

Make your investment decision today!
Contact your Investment advisors



Databank

Leadership

ACCRA OFFICE

No. 61 Barnes Road
PMB, Ministries Post Office
Accra, Ghana
Tel.: +233-30 2610610
Fax : +233-30 2681443/2681442
E-mail: mfund@databankgroup.com
Internet <http://www.databankgroup.com>

KUMASI OFFICE

Ground Floor
House of Excellence Annex - Adum
PMB, Central Post Office - Adum, Kumasi
Tel.: +233-32 2023487/ 2081487
+233-32 2080077/ 2080078
Fax: +233-32 2029740

TEMA OFFICE

Meridian Plaza Room 206 & 207
2nd Floor Community 1 Tema
Tel.: +233-30-3210050/3213240
Fax: +233-30-3203438

TAKORADI OFFICE

First Floor
SSNIT Office Complex
Tel.: +233-31 2025465/ 2023628

GAMBIA OFFICE

2nd Floor Trust Bank Building
Westfield Junction
P.O. Box 3189, Serrekunda
The Gambia
Tel.: (220) 4378014
Fax: (220) 4378016

Email: mfund@databankgroup.com

website: <http://www.databankgroup.com>