

THE FUNDMATCH WORKSHEET

Based on common investment principles, the FundMatch Worksheet uses a point system to help you find an asset allocation strategy that matches your investment needs.

To complete the Worksheet, select your best answer for each question and enter the corresponding point value in the space to the right. The point values will vary by question, according to how each factor may influence an investment decision.

Once you've finished, add up the points from questions 1, 2 and 3, and then add up the points on questions 4-13. Subtract the sum of 4-13 from the sum of 1 to 3. Compare your total score to the model portfolios you'll find on page 8 to find which one may be most suited to your current needs.

Naturally, the asset allocation that's indicated by your score is just a guide. The decision to invest more conservatively or aggressively than your model suggests is always yours to make. To help you with that decision, the following questionnaire takes into consideration your time horizon, current financial situation, and risk tolerance.

Regardless of your point score, if you're investing for fewer than two years, you may want to consider the Short-term Portfolio.

Please keep in mind that this FundMatch is designed to help you plan for a specific investment goal. Should you have multiple investment goals – for short-term and long-term savings, for instance, consider completing a FundMatch Worksheet for each one.

Don't forget, too, that your Worksheet score is based on your *current* assessment of a number of factors. If your personal situation – or market conditions – change, it makes sense to review your investment strategy. At a minimum, you should review your asset allocation on an annual basis.

Determining the time frame for your investment is critical to making an investment decision, the longer your investment horizon, the more aggressive you may want to be.

Your Investment Time Frame

1. In approximately how many years do you expect to need to spend the money you're investing?

- 2 to 3 years20
- 4 to 6 years30
- 7 to 10 years40
- More than 10 years59

Points

2. Do you expect to withdraw more than one-third of the money in this account within seven years (for a home purchase, college tuition, or other major needs)?

No.....15

If yes, when do you expect to withdraw from the account?

- Within 3 years0
- Within 3 to 7 years11

Points

3. Within any particular year, are you willing to put a portion of your portfolio at risk in exchange for a higher level of return? (there is a trade-off between risk and return)

I would want to earn a minimal level of return without putting any part of my capital at risk.....0

In exchange for a higher level of return, I am willing to bear some risk, so long as my capital is preserved.....8

I am willing to put up to 5% of my portfolio at risk in exchange for a higher level of return.....11

I am willing to put up to 10% of my portfolio at risk in exchange for a higher level of return15

Points

Subtotal for
Questions 1, 2 and 3

Points

It is important to consider this investment in relationship to your total portfolio. The percentage of your portfolio that this investment represents will influence how conservative or aggressive you may want to be

How does this investment fit into your total financial picture?

4. Approximately what portion of your total “investable assets” – the dollar and cedi amounts of the investments you currently have – will this investment represent?

NOTE: Use the formula below to quickly calculate your investable assets. Do not include your principal residence or vacation home when figuring this total.

- Less than 25%0
- 25% to 50%.....1
- 51% to 75%.....2
- More than 75%.....4

Points

$$\frac{\text{Amount you Intend to Invest}}{\$ \boxed{}} \div \frac{\text{Total Investable Assets}}{\$ \boxed{}} = \boxed{} = \frac{\% \text{ of Assets}}{\% \boxed{}}$$

Your expectation for future earnings will help determine how your assets should be allocated. If you're expecting significant earnings increases, it may be appropriate to be somewhat more aggressive.

5. Which ONE of the following describes your expected future earnings over the next five years? (Assume that inflation will average 13%)

- I expect my earnings increases will far outpace inflation (due to promotions, new job, etc)0
- I expect my earnings increases to stay somewhat ahead of inflation.....1
- I expect my earnings to keep pace with inflation.....2
- I expect my earnings to decrease (retirement, part-time work, Economically depressed industry, etc).....4

Points

If a large portion of your income goes toward paying debt, you may need to have cash available for unforeseen circumstances. Or you may have responsibility for ongoing family obligations. Either can dictate a more conservative approach.

6. Approximately what portion of your monthly take-home income goes toward paying off installment debt (auto loans, credit cards, etc.) other than a home mortgage?

NOTE: Use the formula below to calculate what portion of your income goes toward paying debt.

- Less than 10%.....0
- 10% to 25%.....1

- 26 to 50%.....2
- More than 50%.....6

$$\begin{array}{c} \text{Monthly Debt} \\ \$ \end{array} \div \begin{array}{c} \text{Monthly Take} \\ \text{Home Income} \\ \$ \end{array} = \boxed{} \times 100 = \begin{array}{c} \% \text{ of Income} \\ \boxed{} \% \end{array}$$

7. How many dependents do you have? (Include children you continue to support, spouse, elderly parents etc.)

- None0
 - One.....1
 - 2 to 3.....2
 - More than 3.....4
- Points

An emergency fund can provide a cushion against unexpected expenses, so you avoid having to draw on long-term investments to meet immediate needs.

8. Do you have an emergency fund? (savings of three to six months' after-tax income)

- No.....8
 - Yes, but less than six month's after-tax income.....3
 - Yes, I have adequate emergency funds.....0
- Points

9. If you expect to have other major expenses (such as college tuition, home down payment, home repairs, etc.) do you have a separate savings plan for these expenses?

- Yes, I have a separate savings plan for these expenses.....0
 - I do not expect to have any such expenses.....1
 - I intend to withdraw a portion of this money for these expenses.....3
(Note please answer question 2 accordingly)
 - I have no separate savings plans for these items at this time.....4
- Points

Your prior investment experience can help determine your attitude toward investment risk.

Your Personal Risk Tolerance

10. Have you ever invested in individual bonds or mutual funds?

- No, and I would be uncomfortable with the risk if I did.....10
- No, but I would be comfortable with the risk if I did.....4

Yes, but I was uncomfortable with the risk6

Yes, and I felt comfortable with the risk.....0

Points

11. Have you ever invested in individual stocks or stock mutual funds in a company?

No, and I would be uncomfortable with the risk if I did.....8

No, but I would be comfortable with the risk if I did.....3

Yes, but I was uncomfortable with the risk5

Yes, and I felt comfortable with the risk.....0

Points

Your comfort level with investment risk influences how aggressively or conservatively you choose to invest. It should be balanced with your desire to achieve your investment goals.

12. Which ONE of the following statements best describes your feelings about investment risk?

I would only select investments that have a low degree of risk associated with them (i.e. it is unlikely I will lose my original investment).....12

I prefer to select a mix of investments with emphasis on those with a low degree of risk and a small portion in others that have a higher degree of risk that may yield greater returns.....9

I prefer to select a balanced mix of investments – some that have low degree of risk, others that have a higher degree of risk that may yield greater returns.....5

I prefer to select an aggressive mix of investments – some that have a low degree of risk, but with emphasis on others that have a higher degree of risk that may yield greater returns.....1

I would select an investment that has only a higher degree of risk and a greater potential higher returns.....0

Points

13. If you could increase your chances of improving your returns by taking more risk, would you:

Be willing to take a lot more risk with all your money?.....0

Be willing to take a lot of risk with some of your money?.....2

Be willing to take a little more risk with all of your money?.....6

Be willing to take a little more risk with some of your money?.....9

Be unlikely to take much more risk?.....12

Points

Scoring Directions

A) Write your point score for Questions 1, 2 and 3

B) Add your points from questions 4 through 13

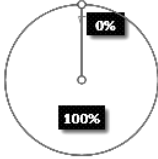
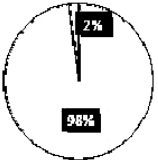
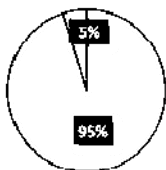


C) Subtract “B” from A

Total
Points

See next page for suggested model portfolios.

What Does Your Score Mean?

Your FundMatch score provides an indication of an asset allocation strategy that may be right for you. Each of the four portfolios below has different mix of investments, so each one will strike a different balance between risk and return. If you need your money in two years or less, a portfolio made up of a short-term/money market instruments can provide you with current income, liquidity, and an element of stability.

<p>If you're investing for less than two years and have no appetite for risk</p>	 <p>Dollar Wealth Conservative 100% Anchor 0% Alpha Generating</p>	<p>Consider a portfolio with 100% Anchor instruments regardless of your point score. If you're investing for less than 2 years, anchor instruments can provide a stable value and return.</p>
<p><20 points</p>	 <p>Dollar Wealth Capital Preservation 98% Anchor, 2% Alpha Generating</p>	<p>Capital preservation may be more important than long-term growth, so consider a conservative mixture of both anchor and alpha generating investments and more heavily weighted toward anchor instruments.</p>
<p>20 – 49 points</p>	 <p>Dollar Wealth Balanced 95% Anchor, 5% Alpha Generating</p>	<p>Capital preservation may be more important than long-term growth, so consider a conservative mixture of both anchor and alpha generating investments and more heavily weighted toward anchor instruments showing willingness to take a little risk.</p>
<p>50 – 69 points</p>	 <p>Dollar Wealth Growth 90% Anchor, 10% Alpha Generating</p>	<p>It suggests that you're willing to take on more risk in an attempt to outperform conservative investments over the long term. Consider emphasizing growth as you choose your investments.</p>
<p>70+ points</p>	 <p>Dollar Wealth Aggressive 86% Anchor, 14% Alpha Generating</p>	<p>Longer-range goals are indicated, and you may want to consider a more aggressive portfolio of 86% Anchor and 14% Alpha Generating investments if you can tolerate short-term value swings as a result of yield change.</p>