



We've switched

*713*100# is now

*790*100#

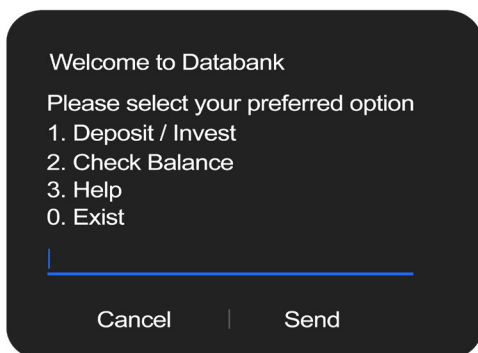
Question and Answers

Balance Checking

Use the following steps to check your Databank account balance

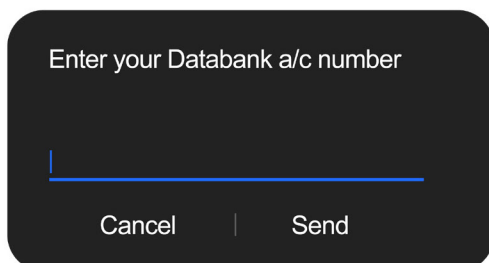
Step 1.

Choose "2" to check your Databank account balance.



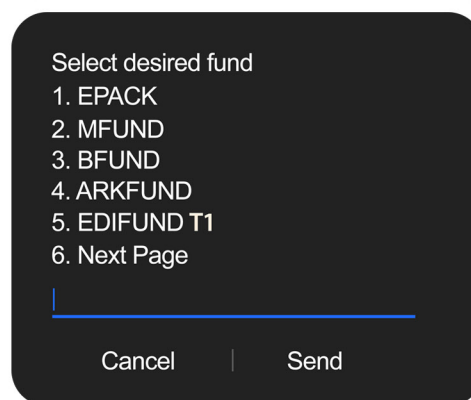
Step 2.

Enter your Databank account number and tap "send". Please ensure it is a 13-digit account number. *If you do not know your 13-digit account number, please call 0302 610610 or send an email to clientservices@databankgroup.com.*



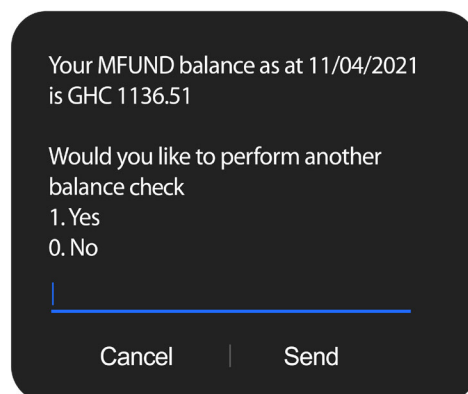
Step 3.

Choose your desired fund to check balance and tap "send".



Step 4.

A pop-up message will appear with your account balance for the fund you selected.



Download the Databank Mobile App



Databank
Leadership