

## Fund Fact Sheet (Abridged version)

### Databank ArkFund

#### Investment objective

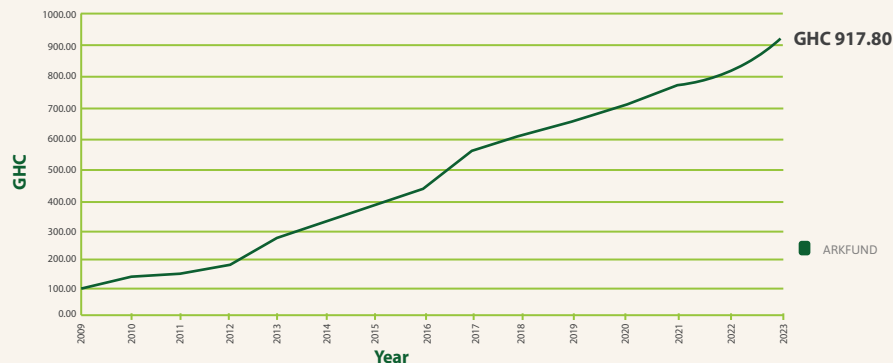
To aid socially responsible investors in achieving capital growth by aligning their risk-return preferences with their values.

#### Fund details

Fund type	Balanced fund
Inception Date	July 2009
Share price (Amortized)	GHC 0.9178
Share price (Mark-to-market)	GHC 0.8189
Risk Profile	●●○○○○ Low to medium
Benchmark	70:30 blend between returns on the 364-day Treasury Bill and the Ghanaian equity market

#### Fund performance

Growth of GHC 100 (From inception to July 31, 2023)

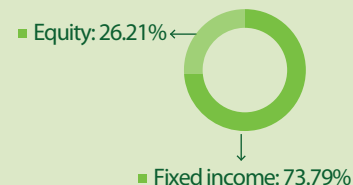


Mutual fund returns are not guaranteed. **This is an abridged version.**  
For the full version of the Fund Facts Sheet, visit [www.databankgroup.com](http://www.databankgroup.com)



As at July 31, 2023

#### Asset Allocation



#### Compounded Annual Growth Rate

1 Month	2.09%
3 Months	2.73%
6 Months	4.15%
1 Year	10.01%
Life (since inception)	17.32%

#### Year-to-date return

Returns from January 1 to July 31, 2023

4.56%



**0302 610610**  
[www.databankgroup.com](http://www.databankgroup.com)



**Databank**  
Leadership

## Fund Fact Sheet (Abridged version)

### Databank BFund

#### Investment objective

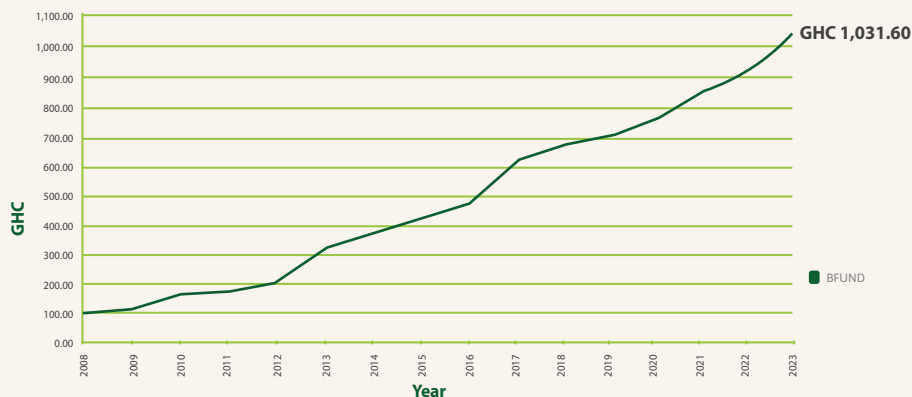
To balance the investors' risk-return expectations by investing in a combination of equity and fixed-income securities.

#### Fund details

<b>Fund type</b>	Balanced fund
<b>Inception Date</b>	January 2008
<b>Share price (Amortized)</b>	GHC 1.0316
<b>Share price (Mark-to-market)</b>	GHC 0.9178
<b>Risk Profile</b>	●●●○○ Medium
<b>Benchmark</b>	50:50 blend between returns on the Ghana equity market and the return on the 364-day Treasury Bill

#### Fund performance

##### Growth of GHC 100 (From inception to July 31, 2023)

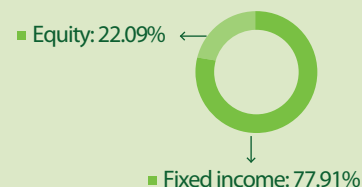


Mutual fund returns are not guaranteed. **This is an abridged version.**  
For the full version of the Fund Facts Sheet, visit [www.databankgroup.com](http://www.databankgroup.com)



As at July 31, 2023

#### Asset Allocation



#### Compounded Annual Growth Rate

<b>1 Month</b>	1.07%
<b>3 Months</b>	2.15%
<b>6 Months</b>	3.20%
<b>1 Year</b>	9.14%
<b>Life (since inception)</b>	16.18%

#### Year-to-date return

Returns from January 1 to July 31, 2023

4.10%



**0302 610610**  
[www.databankgroup.com](http://www.databankgroup.com)



**Databank**  
Leadership

## Fund Fact Sheet (Abridged version)

### Databank EdIFund I



As at July 31, 2023

### Investment objective

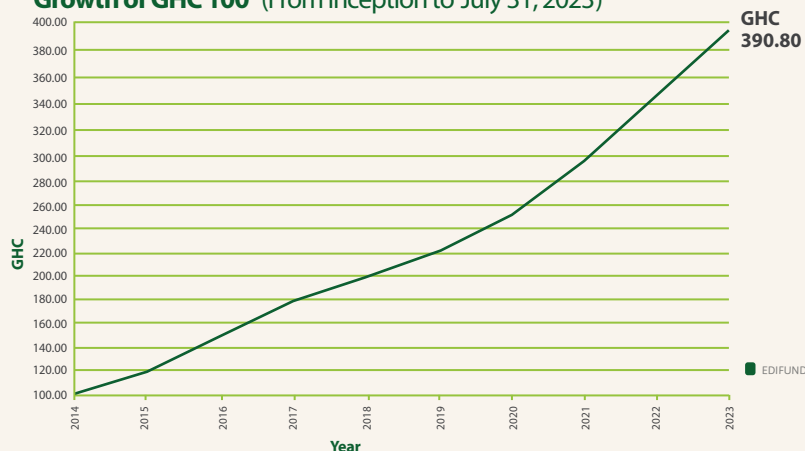
To help people finance their educational needs by investing in fixed-income securities and equities in Ghana and across Africa.

### Fund details

Fund type	Balanced fund
Inception Date	October 2014
Share price (Amortized)	GHC 0.3908
Share price (Mark-to-market)	GHC 0.3283
Risk Profile	●●○○○ Low to medium
Benchmark	Returns on the 364-day Treasury Bill

### Fund performance

Growth of GHC 100 (From inception to July 31, 2023)



### Asset Allocation



■ Fixed income: 100%

### Compounded Annual Growth Rate

1 Month	0.67%
3 Months	2.20%
6 Months	6.54%
1 Year	15.76%
Life (since inception)	16.85%

### Year-to-date return

Returns from January 1 to July 31, 2023

7.98%

Mutual fund returns are not guaranteed. **This is an abridged version.**  
For the full version of the Fund Facts Sheet, visit [www.databankgroup.com](http://www.databankgroup.com)



**0302 610610**  
[www.databankgroup.com](http://www.databankgroup.com)



**Databank**  
Leadership

## Fund Fact Sheet (Abridged version)

### Databank EdIFund II

As at July 31, 2023

#### Investment objective

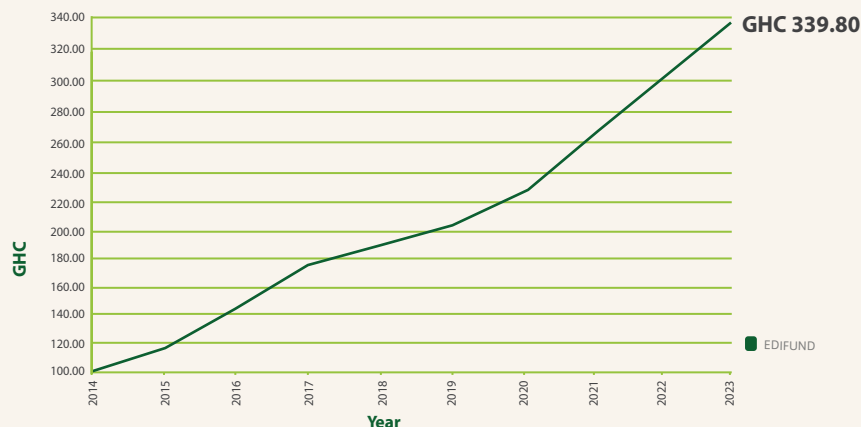
To help people finance their educational needs by investing in fixed-income securities and equities in Ghana and across Africa.

#### Fund details

Fund type	Balanced fund
Inception Date	October 2014
Share price (Amortized)	GHC 0.3398
Share price (Mark-to-market)	GHC 0.2971
Risk Profile	●●●○○ Medium
Benchmark	60:40 blend between the 364-day Treasury Bill and the GSE-CI

#### Fund performance

##### Growth of GHC 100 (From inception to July 31, 2023)

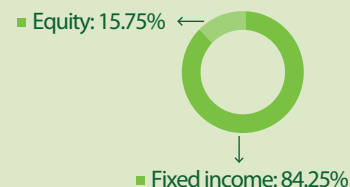


Mutual fund returns are not guaranteed. **This is an abridged version.**  
For the full version of the Fund Facts Sheet, visit [www.databankgroup.com](http://www.databankgroup.com)



As at July 31, 2023

#### Asset Allocation



#### Compounded Annual Growth Rate

1 Month	1.31%
3 Months	2.69%
6 Months	6.35%
1 Year	14.75%
Life (since inception)	15.00%

#### Year-to-date return

Returns from January 1 to July 31, 2023

7.47%



**0302 610610**  
[www.databankgroup.com](http://www.databankgroup.com)



**Databank**  
Leadership

## Fund Facts Sheet (Abridged version)

### Databank Epack

#### Investment objective

To realize significant returns on investors' capital over the long term, through investments in listed pan-African equities with high growth potential.

#### Fund details

<b>Fund type</b>	Equity
<b>Inception Date</b>	October 1996
<b>Share price (Amortized)</b>	GHC 4.6709
<b>Share price (Mark-to-market)</b>	GHC 4.5195
<b>Risk Profile</b>	●●●●● High
<b>Benchmark</b>	Returns on the Ghana Stock Exchange Composite Index

#### Fund performance

**Growth of GHC 100** (From inception to July 31, 2023)

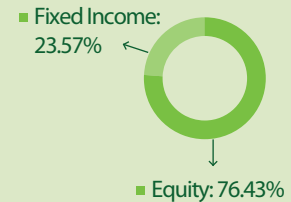


Mutual fund returns are not guaranteed. **This is an abridged version.**  
For the full version of the Fund Facts Sheet, visit [www.databankgroup.com](http://www.databankgroup.com)



As at July 31, 2023

#### Asset Allocation



#### Compounded Annual Growth Rate

<b>1 Month</b>	4.60%
<b>3 Months</b>	7.18%
<b>6 Months</b>	5.61%
<b>1 Year</b>	17.20%
<b>5 Years</b>	5.61%
<b>Life (since inception)</b>	25.74%

#### Year-to-date return

Returns from January 1 to July 31, 2023

**12.74%**

## Fund Fact Sheet (Abridged version)

### Databank MFund I

As at July 31, 2023

#### Investment objective

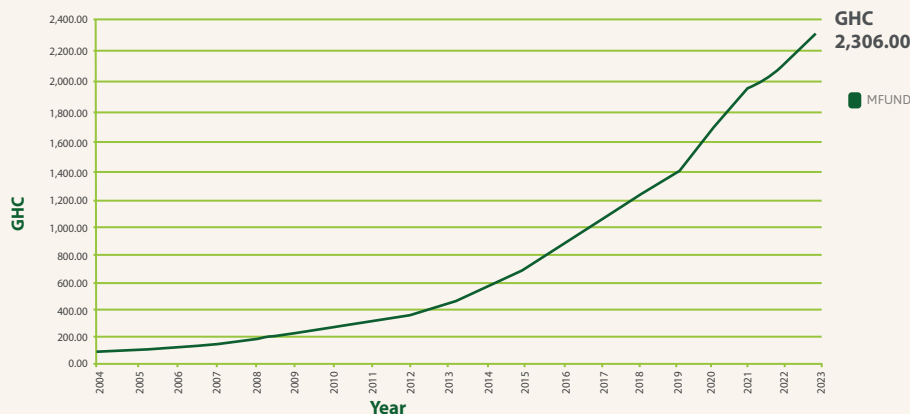
Focuses on providing opportunities for capital appreciation through a portfolio of high-yielding fixed-income instruments.

#### Fund details

Fund type	Fixed Income
Inception Date	April 2004
Share price (Amortized)	GHC 2.3060
Share price (Mark-to-market)	GHC 1.9570
Risk Profile	●●●○○ Medium
Benchmark	Average 364-day Treasury Bill rate over the past 12 months

#### Fund performance

Growth of GHC 100 (From inception to July 31, 2023)



Mutual fund returns are not guaranteed. **This is an abridged version.**  
For the full version of the Fund Facts Sheet, visit [www.databankgroup.com](http://www.databankgroup.com)

#### Asset Allocation



■ Bonds:100%

#### Compounded Annual Growth Rate

1 Month	0.70%
3 Months	2.27%
6 Months	5.05%
1 Year	6.12%
Life (since inception)	17.65%

#### Year-to-date return

Returns from January 1 to July 31, 2023

6.65%



**0302 610610**  
[www.databankgroup.com](http://www.databankgroup.com)



**Databank**  
Leadership

## Fund Fact Sheet (Abridged version)

### Databank MFund II

#### Investment objective

To preserve investors' capital by investing in short-term money market instruments to offer competitive returns while meeting short-term liquidity needs.

#### Fund details

Fund type	Money market
Share price	GHC 1.0708
Risk Profile	●○○○○○ Low
Benchmark	Returns on the 91-day Treasury Bill

Mutual fund returns are not guaranteed. **This is an abridged version.**  
For the full version of the Fund Facts Sheet, visit [www.databankgroup.com](http://www.databankgroup.com)



As at July 31, 2023

#### Asset Allocation



■ Money market instruments: 100%

#### Compounded Annual Growth Rate

1 Month	0.58%
3 Months	2.72%
6 Months	5.68%

#### Year-to-date return

Returns from January 1 to July 31, 2023

6.42%



0302 610610

[www.databankgroup.com](http://www.databankgroup.com)



**Databank**  
Leadership