

Fund Fact Sheet (Abridged version)

Databank ArkFund

Investment objective

To aid socially responsible investors in achieving capital growth by aligning their risk-return preferences with their values.

Fund details

Fund type	Balanced fund
Inception Date	July 2009
Share price (Amortized)	GHC 0.9848
Share price(Mark-to-market)	GHC 0.8149
Risk Profile	●●○○○○ Low to medium
Benchmark	70:30 blend between returns on the 364-day Treasury Bill and the Ghanaian equity market

Fund performance

Growth of GHC 100 (From inception to October 31, 2023)




Mutual fund returns are not guaranteed. **This is an abridged version.**
For the full version of the Fund Facts Sheet, visit www.databankgroup.com



As at October 31, 2023

Asset Allocation



Compounded Annual Growth Rate

1 Month	1.06%
3 Months	7.30%
6 Months	10.23%
1 Year	15.01%
Life (since inception)	17.57%

Year-to-date return

Returns from January 1 to October 31, 2023

12.20%



0302 610610

www.databankgroup.com



Databank
Leadership

Fund Fact Sheet (Abridged version)

Databank BFund

Investment objective

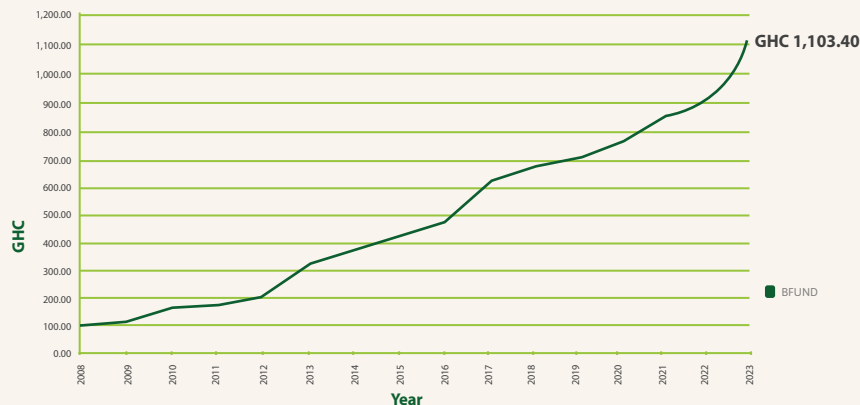
To balance the investors' risk-return expectations by investing in a combination of equity and fixed-income securities.

Fund details

Fund type	Balanced fund
Inception Date	January 2008
Share price (Amortized)	GHC 1.1034
Share price(Mark-to-market)	GHC 0.9109
Risk Profile	●●●○○ Medium
Benchmark	50:50 blend between returns on the Ghana equity market and the return on the 364-day Treasury Bill

Fund performance

Growth of GHC 100 (From inception to October 31, 2023)

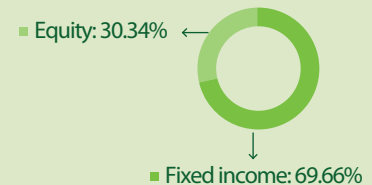


Mutual fund returns are not guaranteed. **This is an abridged version.**
For the full version of the Fund Facts Sheet, visit www.databankgroup.com



As at October 31, 2023

Asset Allocation



Compounded Annual Growth Rate

1 Month	1.32%
3 Months	6.96%
6 Months	9.26%
1 Year	14.11%
Life (since inception)	16.40%

Year-to-date return

Returns from January 1 to October 31, 2023

11.34%



0302 610610
www.databankgroup.com



Databank
Leadership

Fund Facts Sheet (Abridged version)

Databank Epack

Investment objective

To realize significant returns on investors' capital over the long term, through investments in listed pan-African equities with high growth potential.

Fund details

Fund type	Equity
Inception Date	October 1996
Share price (Amortized)	GHC 5.1590
Share price(Mark-to-market)	GHC 4.9045
Risk Profile	●●●●● High
Benchmark	Returns on the Ghana Stock Exchange Composite Index

Fund performance

Growth of GHC 100 (From inception to October 31, 2023)

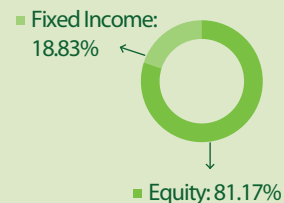


Mutual fund returns are not guaranteed. **This is an abridged version.**
For the full version of the Fund Facts Sheet, visit www.databankgroup.com



As at October 31, 2023

Asset Allocation



Compounded Annual Growth Rate

1 Month	2.00%
3 Months	10.45%
6 Months	18.38%
1 Year	11.50%
Life (since inception)	25.93%

Year-to-date return

Returns from January 1 to October 31, 2023

24.52%

Fund Fact Sheet (Abridged version)

Databank EdIFund I

As at October 31, 2023

Investment objective

To help people finance their educational needs by investing in fixed-income securities and equities in Ghana and across Africa.

Fund details

Fund type	Balanced fund
Inception Date	October 2014
Share price (Amortized)	GHC 0.4034
Share price(Mark-to-market)	GHC 0.2937
Risk Profile	●●○○○ Low to medium
Benchmark	Returns on the 364-day Treasury Bill

Fund performance

Tier 1: Growth of GHC 100 (From inception to October 31, 2023)



Asset Allocation



Compounded Annual Growth Rate

1 Month	1.89%
3 Months	3.22%
6 Months	5.49%
1 Year	14.90%
Life (since inception)	16.75%

Year-to-date return

Returns from January 1 to October 31, 2023

11.47%

Mutual fund returns are not guaranteed. **This is an abridged version.**
For the full version of the Fund Facts Sheet, visit www.databankgroup.com

Fund Fact Sheet (Abridged version)

Databank EdIFund II

As at October 31, 2023

Investment objective

To help people finance their educational needs by investing in fixed-income securities and equities in Ghana and across Africa.

Fund details

Fund type	Balanced fund
Inception Date	October 2014
Share price (Amortized)	GHC 0.3590
Share price(Mark-to-market)	GHC 0.2860
Risk Profile	●●●○○ Medium
Benchmark	60:40 blend between the 364-day Treasury Bill and the GSE-CI

Fund performance

Tier 2: Growth of GHC 100 (From inception to October 31, 2023)

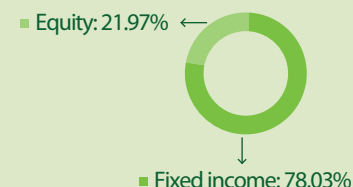


Mutual fund returns are not guaranteed. **This is an abridged version.**
For the full version of the Fund Facts Sheet, visit www.databankgroup.com



As at October 31, 2023

Asset Allocation



Compounded Annual Growth Rate

1 Month	1.50%
3 Months	5.65%
6 Months	8.49%
1 Year	16.37%
Life (since inception)	15.25%

Year-to-date return

Returns from January 1 to October 31, 2023

13.54%



0302 610610
www.databankgroup.com



Databank
Leadership

Fund Fact Sheet (Abridged version)

Databank MFund I

Investment objective

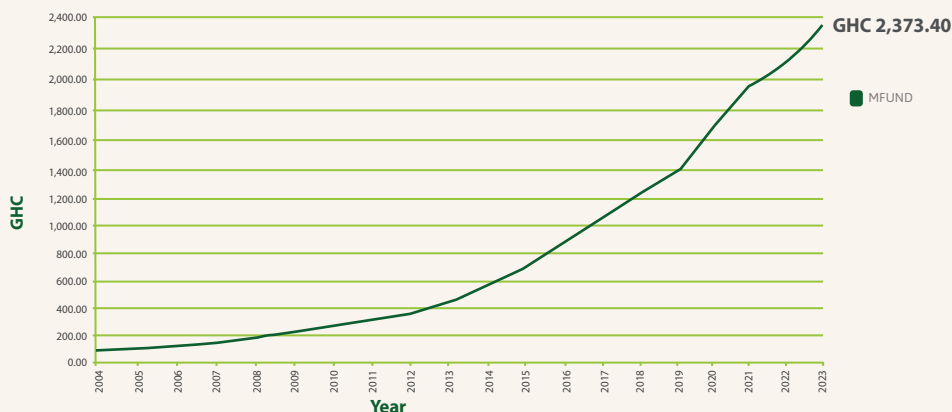
Focuses on providing opportunities for capital appreciation through a portfolio of high-yielding fixed-income instruments.

Fund details

Fund type	Fixed Income
Inception Date	April 2004
Share price (Amortized)	GHC 2.3734
Share price (Mark-to-market)	GHC 1.7913
Risk Profile	●●●○○ Medium
Benchmark	Average 364-day Treasury Bill rate over the past 12 months

Fund performance

Growth of GHC 100 (From inception to October 31, 2023)



Mutual fund returns are not guaranteed. **This is an abridged version.**
For the full version of the Fund Facts Sheet, visit www.databankgroup.com



As at October 31, 2023

Asset Allocation



■ Fixed Income: 100%

Compounded Annual Growth Rate

1 Month	1.44%
3 Months	2.92%
6 Months	5.26%
1 Year	6.24%
Life (since inception)	17.58%

Year-to-date return

Returns from January 1 to October 31, 2023

9.77%



0302 610610
www.databankgroup.com



Databank
Leadership

Fund Fact Sheet (Abridged version)

Databank MFund II

Investment objective

To preserve investors' capital by investing in short-term money market instruments to offer competitive returns while meeting short-term liquidity needs.

Fund details

Fund type	Money market
Share price	GHC 1.1098
Risk Profile	●○○○○ Low
Benchmark	Returns on the 91-day Treasury Bill

Mutual fund returns are not guaranteed. **This is an abridged version.**
For the full version of the Fund Facts Sheet, visit www.databankgroup.com



As at October 31, 2023

Asset Allocation



■ Money market instruments: 100%

Compounded Annual Growth Rate

1 Month	1.44%
3 Months	3.64%
6 Months	6.47%

Year-to-date return

Returns from January 1 to October 31, 2023

10.30%



0302 610610
www.databankgroup.com



Databank
Leadership