

## Fund Fact Sheet (Abridged version)

### Databank ArkFund

#### Investment objective

To aid socially responsible investors in achieving capital growth by aligning their risk-return preferences with their values.

#### Fund details

<b>Fund type</b>	Balanced fund
<b>Inception Date</b>	July 2009
<b>Share price (Amortized)</b>	GHC 0.9968
<b>Share price(Mark-to-market)</b>	GHC 0.8549
<b>Risk Profile</b>	●●○○○○ Low to medium
<b>Benchmark</b>	70:30 blend between returns on the 364-day Treasury Bill and the Ghanaian equity market

#### Fund performance

Growth of GHC 100 (From inception to November 30, 2023)




Mutual fund returns are not guaranteed. **This is an abridged version.**  
For the full version of the Fund Facts Sheet, visit [www.databankgroup.com](http://www.databankgroup.com)



As at November 30, 2023

#### Asset Allocation



#### Compounded Annual Growth Rate

<b>1 Month</b>	1.22%
<b>3 Months</b>	5.67%
<b>6 Months</b>	12.39%
<b>1 Year</b>	15.40%
<b>Life (since inception)</b>	17.56%

#### Year-to-date return

Returns from January 1 to November 30, 2023

**13.57%**



**0302 610610**

[www.databankgroup.com](http://www.databankgroup.com)



**Databank**  
Leadership

## Fund Fact Sheet (Abridged version)

### Databank BFund

#### Investment objective

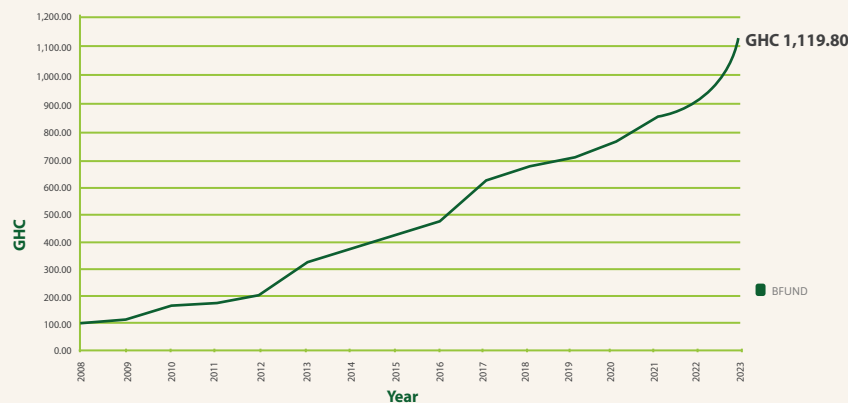
To balance the investors' risk-return expectations by investing in a combination of equity and fixed-income securities.

#### Fund details

<b>Fund type</b>	Balanced fund
<b>Inception Date</b>	January 2008
<b>Share price (Amortized)</b>	GHC 1.1198
<b>Share price(Mark-to-market)</b>	GHC 0.9604
<b>Risk Profile</b>	●●●○○ Medium
<b>Benchmark</b>	50:50 blend between returns on the Ghana equity market and the return on the 364-day Treasury Bill

#### Fund performance

Growth of GHC 100 (From inception to November 30, 2023)

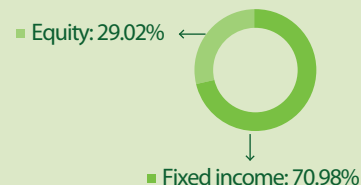


Mutual fund returns are not guaranteed. **This is an abridged version.**  
For the full version of the Fund Facts Sheet, visit [www.databankgroup.com](http://www.databankgroup.com)



As at November 30, 2023

#### Asset Allocation



#### Compounded Annual Growth Rate

<b>1 Month</b>	1.49%
<b>3 Months</b>	5.88%
<b>6 Months</b>	11.39%
<b>1 Year</b>	14.62%
<b>Life (since inception)</b>	16.41%

#### Year-to-date return

Returns from January 1 to November 30, 2023

**13.00%**



**0302 610610**  
[www.databankgroup.com](http://www.databankgroup.com)



**Databank**  
Leadership

## Fund Facts Sheet (Abridged version)

### Databank Epack

#### Investment objective

To realize significant returns on investors' capital over the long term, through investments in listed pan-African equities with high growth potential.

#### Fund details

Fund type	Equity
Inception Date	October 1996
Share price (Amortized)	GHC 5.0714
Share price(Mark-to-market)	GHC 4.8606
Risk Profile	●●●●● High
Benchmark	Returns on the Ghana Stock Exchange Composite Index

#### Fund performance

Growth of GHC 100 (From inception to November 30, 2023)

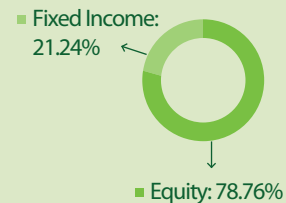


Mutual fund returns are not guaranteed. **This is an abridged version.**  
For the full version of the Fund Facts Sheet, visit [www.databankgroup.com](http://www.databankgroup.com)



As at November 30, 2023

#### Asset Allocation



#### Compounded Annual Growth Rate

1 Month	-1.70%
3 Months	6.09%
6 Months	18.80%
1 Year	9.00%
Life (since inception)	25.77%

#### Year-to-date return

Returns from January 1 to November 30, 2023

22.40%



0302 610610  
[www.databankgroup.com](http://www.databankgroup.com)



**Databank**  
Leadership

## Fund Fact Sheet (Abridged version)

### Databank EdIFund I

#### Investment objective

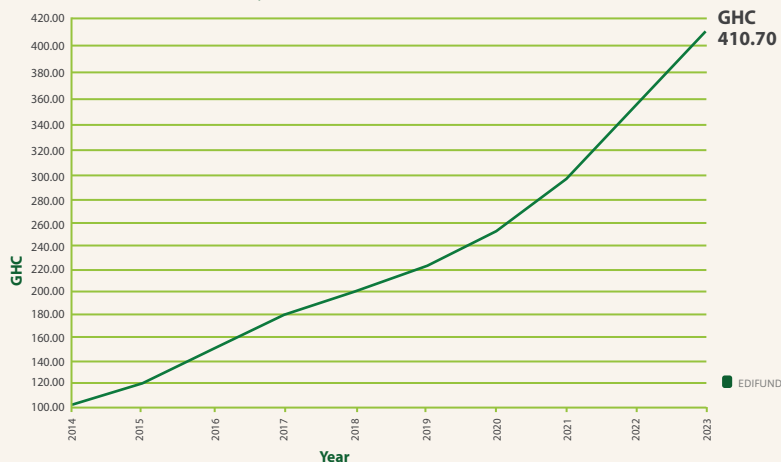
To help people finance their educational needs by investing in fixed-income securities and equities in Ghana and across Africa.

#### Fund details

Fund type	Balanced fund
Inception Date	October 2014
Share price (Amortized)	GHC 0.4107
Share price(Mark-to-market)	GHC 0.3215
Risk Profile	●●○○○○ Low to medium
Benchmark	Returns on the 364-day Treasury Bill

#### Fund performance

Tier 1: Growth of GHC 100 (From inception to November 30, 2023)



Mutual fund returns are not guaranteed. **This is an abridged version.**  
For the full version of the Fund Facts Sheet, visit [www.databankgroup.com](http://www.databankgroup.com)



As at November 30, 2023

#### Asset Allocation



■ Fixed income: 100%

#### Compounded Annual Growth Rate

1 Month	1.81%
3 Months	4.39%
6 Months	6.68%
1 Year	15.43%
Life (since inception)	16.82%

#### Year-to-date return

Returns from January 1 to November 30, 2023

13.49%



**0302 610610**  
[www.databankgroup.com](http://www.databankgroup.com)



**Databank**  
Leadership

## Fund Fact Sheet (Abridged version)

### Databank EdIFund II

#### Investment objective

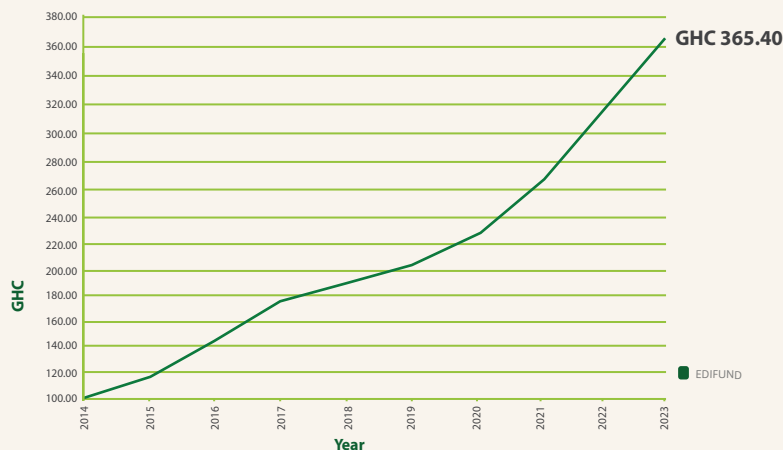
To help people finance their educational needs by investing in fixed-income securities and equities in Ghana and across Africa.

#### Fund details

<b>Fund type</b>	Balanced fund
<b>Inception Date</b>	October 2014
<b>Share price (Amortized)</b>	GHC 0.3654
<b>Share price(Mark-to-market)</b>	GHC 0.3043
<b>Risk Profile</b>	●●●○○ Medium
<b>Benchmark</b>	60:40 blend between the 364-day Treasury Bill and the GSE-CI

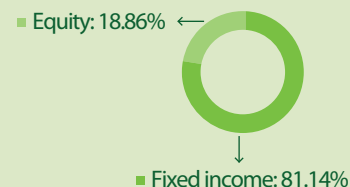
#### Fund performance

**Tier 2: Growth of GHC 100** (From inception to November 30, 2023)



As at November 30, 2023

#### Asset Allocation



#### Compounded Annual Growth Rate

<b>1 Month</b>	1.77%
<b>3 Months</b>	5.07%
<b>6 Months</b>	10.65%
<b>1 Year</b>	17.21%
<b>Life (since inception)</b>	15.32%

#### Year-to-date return

Returns from January 1 to November 30, 2023

**15.54%**

Mutual fund returns are not guaranteed. **This is an abridged version.**  
For the full version of the Fund Facts Sheet, visit [www.databankgroup.com](http://www.databankgroup.com)

## Fund Fact Sheet (Abridged version)

### Databank MFund I

#### Investment objective

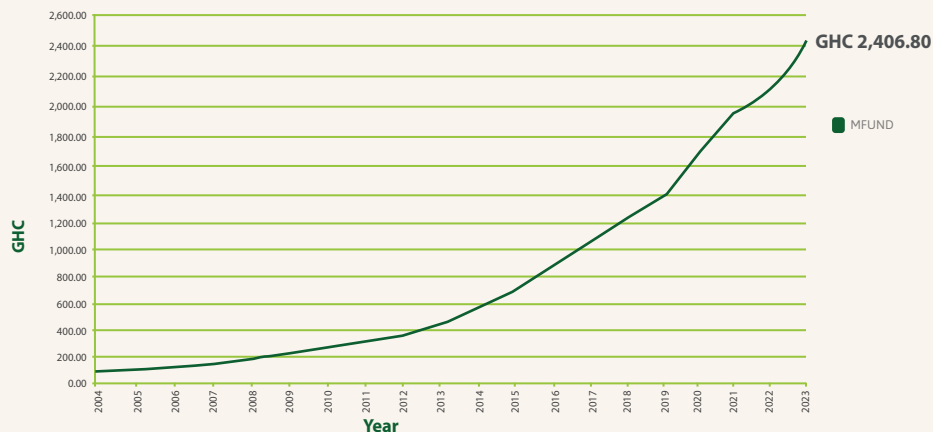
Focuses on providing opportunities for capital appreciation through a portfolio of high-yielding fixed-income instruments.

#### Fund details

<b>Fund type</b>	Fixed Income
<b>Inception Date</b>	April 2004
<b>Share price (Amortized)</b>	GHC 2.4068
<b>Share price (Mark-to-market)</b>	GHC 1.8733
<b>Risk Profile</b>	●●●○○○ Medium
<b>Benchmark</b>	Average 364-day Treasury Bill rate over the past 12 months

#### Fund performance

Growth of GHC 100 (From inception to November 30, 2023)



Mutual fund returns are not guaranteed. **This is an abridged version.**  
For the full version of the Fund Facts Sheet, visit [www.databankgroup.com](http://www.databankgroup.com)



As at November 30, 2023

#### Asset Allocation



■ Fixed Income: 100%

#### Compounded Annual Growth Rate

<b>1 Month</b>	1.41%
<b>3 Months</b>	3.65%
<b>6 Months</b>	5.93%
<b>1 Year</b>	11.87%
<b>Life (since inception)</b>	17.59%

#### Year-to-date return

Returns from January 1 to November 30, 2023

**11.31%**



**0302 610610**  
[www.databankgroup.com](http://www.databankgroup.com)



**Databank**  
Leadership

## Fund Fact Sheet (Abridged version)

### Databank MFund II

#### Investment objective

To preserve investors' capital by investing in short-term money market instruments to offer competitive returns while meeting short-term liquidity needs.

#### Fund details

Fund type	Money market
Share price	GHC 1.1241
Risk Profile	●○○○○ Low
Benchmark	Returns on the 91-day Treasury Bill

Mutual fund returns are not guaranteed. **This is an abridged version.**  
For the full version of the Fund Facts Sheet, visit [www.databankgroup.com](http://www.databankgroup.com)



As at November 30, 2023

#### Asset Allocation



■ Money market instruments: 100%

#### Compounded Annual Growth Rate

1 Month	129%
3 Months	3.79%
6 Months	6.45%

#### Year-to-date return

Returns from January 1 to November 30, 2023

11.71%



0302 610610

[www.databankgroup.com](http://www.databankgroup.com)



**Databank**  
Leadership