

Fund Fact Sheet (Abridged version)



As at January 31, 2025

Databank ArkFund

Investment objective

To aid socially responsible investors in achieving capital growth by aligning their risk-return preferences with their values.

Fund details

Fund type	Balanced fund
Inception Date	July 2009
Share price (Amortized)	GHC 1.2276
Share price(Mark-to-market)	GHC 0.9800*
Risk Profile	●●○○○ Low to medium
Benchmark	70:30 blend between returns on the 364-day Treasury Bill and the Ghanaian equity market

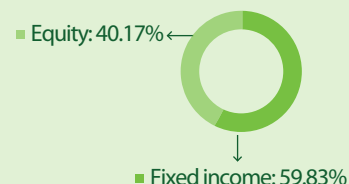
*From January 2025, the Fund Fact Sheets will reflect the mark-to-market performance in line with the introduction of this valuation method.

Fund performance

Growth of GHC 100 (From inception to January 31, 2025)



Asset Allocation



Compounded Annual Growth Rate

1 Month	-0.85%
3 Months	4.35%
6 Months	14.02%
1 Year	18.63%
Life (since inception)	15.99%

Year-to-date return

Returns from January 1 to January 31, 2025

-0.85%

Mutual fund returns are not guaranteed. **This is an abridged version.**
For the full version of the Fund Facts Sheet, visit www.databankgroup.com

Fund Fact Sheet (Abridged version)



As at January 31, 2025

Databank BFund

Investment objective

To balance the investors' risk-return expectations by investing in a combination of equity and fixed-income securities.

Fund details

Fund type	Balanced fund
Inception Date	January 2008
Share price (Amortized)	GHC 1.3480
Share price(Mark-to-market)	GHC 1.0955*
Risk Profile	●●●○○○ Medium
Benchmark	50:50 blend between returns on the Ghana equity market and the return on the 364-day Treasury Bill

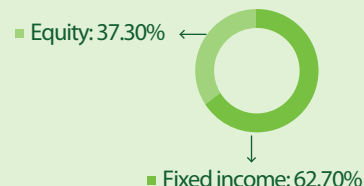
*From January 2025, the Fund Fact Sheets will reflect the mark-to-market performance in line with the introduction of this valuation method.

Fund performance

Growth of GHC 100 (From inception to January 31, 2025)



Asset Allocation



Compounded Annual Growth Rate

1 Month	-0.75%
3 Months	3.25%
6 Months	12.99%
1 Year	16.00%
Life (since inception)	15.06%

Year-to-date return

Returns from January 1 to January 31, 2025

-0.75%

Mutual fund returns are not guaranteed. **This is an abridged version.**
For the full version of the Fund Facts Sheet, visit www.databankgroup.com

Fund Fact Sheet (Abridged version)



As at January 31, 2025

Databank EdIFund I

Investment objective

To help people finance their educational needs by investing in fixed-income securities and equities in Ghana and across Africa.

Fund details

Fund type	Balanced fund
Inception Date	October 2014
Share price (Amortized)	GHC 0.4802
Share price(Mark-to-market)	GHC 0.3296*
Risk Profile	●●○○○ Low to medium
Benchmark	Returns on the 364-day Treasury Bill

*From January 2025, the Fund Fact Sheets will reflect the mark-to-market performance in line with the introduction of this valuation method.

Fund performance

Tier 1: Growth of GHC 100 (From inception to January 31, 2025)



Asset Allocation



■ Fixed income: 100%

Compounded Annual Growth Rate

1 Month	-3.80%
3 Months	1.90%
6 Months	16.52%
1 Year	8.00%
Life (since inception)	12.43%

Year-to-date return

Returns from January 1 to January 31, 2025

-3.80%

Mutual fund returns are not guaranteed. **This is an abridged version.**
For the full version of the Fund Facts Sheet, visit www.databankgroup.com

Fund Fact Sheet (Abridged version)



As at January 31, 2025

Databank EdIFund II

Investment objective

To help people finance their educational needs by investing in fixed-income securities and equities in Ghana and across Africa.

Fund details

Fund type	Balanced fund
Inception Date	October 2014
Share price (Amortized)	GHC 0.4467
Share price (Mark-to-market)	GHC 0.3437*
Risk Profile	●●●○○ Medium
Benchmark	60:40 blend between the 364-day Treasury Bill and the GSE-CI

*From January 2025, the Fund Fact Sheets will reflect the mark-to-market performance in line with the introduction of this valuation method.

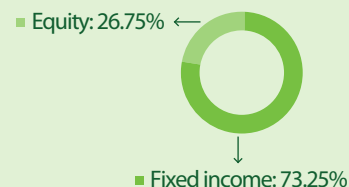
Fund performance

Tier 2: Growth of GHC 100 (From inception to January 31, 2025)



Mutual fund returns are not guaranteed. **This is an abridged version.**
For the full version of the Fund Facts Sheet, visit www.databankgroup.com

Asset Allocation



Compounded Annual Growth Rate

1 Month	-1.33%
3 Months	3.83%
6 Months	14.18%
1 Year	15.68%
Life (since inception)	12.73%

Year-to-date return

Returns from January 1 to January 31, 2025

-1.33%

Fund Fact Sheet (Abridged version)



As at January 31, 2025

Databank Epack

Investment objective

To realize significant returns on investors' capital over the long term, through investments in listed pan-African equities with high growth potential.

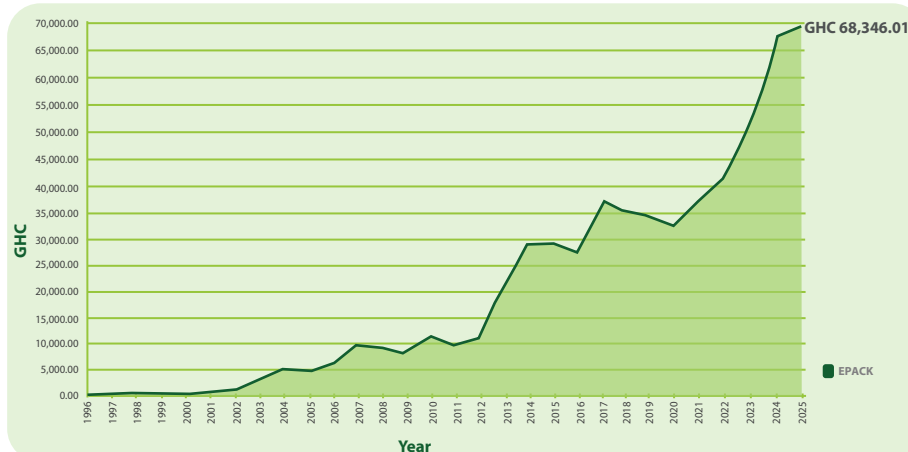
Fund details

Fund type	Equity
Inception Date	October 1996
Share price (Amortized)	GHC 7.1627
Share price(Mark-to-market)	GHC 6.8346*
Risk Profile	●●●●● High
Benchmark	Returns on the Ghana Stock Exchange Composite Index

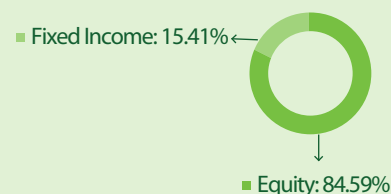
*From January 2025, the Fund Fact Sheets will reflect the mark-to-market performance in line with the introduction of this valuation method.

Fund performance

Growth of GHC 100 (From inception to January 31, 2025)



Asset Allocation



Compounded Annual Growth Rate

1 Month	6.31%
3 Months	6.37%
6 Months	18.44%
1 Year	36.66%
Life (since inception)	25/90%

Year-to-date return

Returns from January 1 to January 31, 2025

6.31%

Mutual fund returns are not guaranteed. **This is an abridged version.**
For the full version of the Fund Facts Sheet, visit www.databankgroup.com

Fund Fact Sheet (Abridged version)



As at January 31, 2025

Databank MFund I

Investment objective

Focuses on providing opportunities for capital appreciation through a portfolio of high-yielding fixed-income instruments.

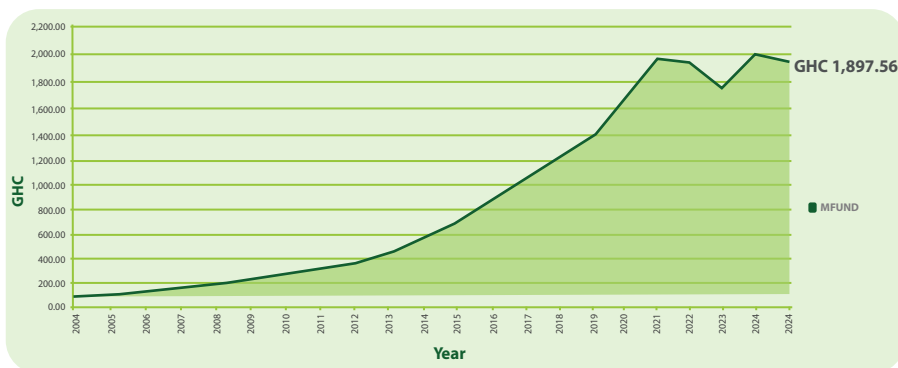
Fund details

Fund type	Fixed Income Fund
Inception Date	April 2004
Share price (Amortized)	GHC 2.9060
Share price (Mark-to-market)	GHC 1.8976
Risk Profile	●●●○○ Medium
Benchmark	Average 364-day Treasury Bill rate over the past 12 months

*From January 2025, the Fund Fact Sheets will reflect the mark-to-market performance in line with the introduction of this valuation method.

Fund performance

Growth of GHC 100 (From inception to January 31, 2025)



Asset Allocation



■ Fixed Income: 100%

Compounded Annual Growth Rate

1 Month	-4.49%
3 Months	1.61%
6 Months	15.44%
1 Year	5.57%
Life (since inception)	15.19%

Year-to-date return

Returns from January 1 to January 31, 2025

-4.49%

Mutual fund returns are not guaranteed. **This is an abridged version.**
For the full version of the Fund Facts Sheet, visit www.databankgroup.com

Fund Fact Sheet (Abridged version)



As at January 31, 2025

Databank MFund II

Investment objective

To preserve investors' capital by investing in short-term money market instruments to offer competitive returns while meeting short-term liquidity needs.

Fund details

Fund type	Money market Fund
Share price	GHC 1.3884
Risk Profile	●○○○○○ Low
Benchmark	Returns on the 91-day Treasury Bill

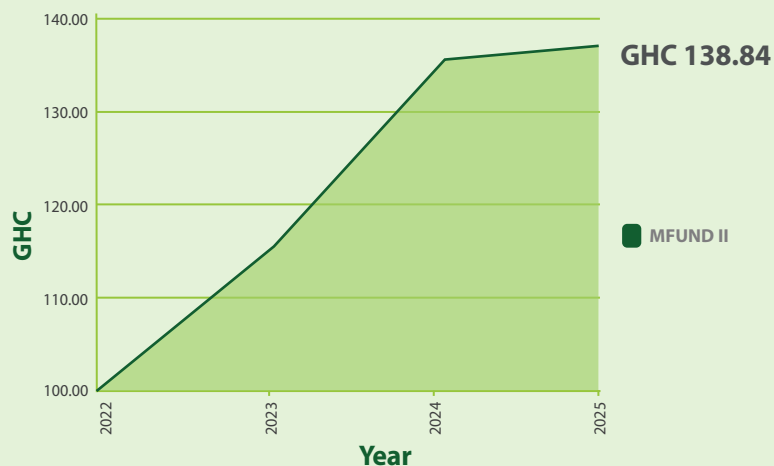
Asset Allocation



■ Money market instruments: 100%

Fund Performance

Growth of GHC 100 (From inception to January 31, 2025)



Compounded Annual Growth Rate

1 Month	1.60%
3 Months	4.91%
6 Months	9.79%
1 Year	19.98%

Year-to-date return

Returns from January 1 to January 31, 2025

1.60%

Mutual fund returns are not guaranteed. **This is an abridged version.**
For the full version of the Fund Facts Sheet, visit www.databankgroup.com