

Fund Fact Sheet (Abridged version)



As at February 28, 2025

Databank ArkFund

Investment objective

To aid socially responsible investors in achieving capital growth by aligning their risk-return preferences with their values.

Fund details

| | |
|-----------------------------|---|
| Fund type | Balanced fund |
| Inception Date | July 2009 |
| Share price (Amortized) | GHC 1.2468 |
| Share price(Mark-to-market) | GHC 1.0233* |
| Risk Profile | ●●●○○ Medium |
| Benchmark | 70:30 blend between returns on the 364-day Treasury Bill and the Ghanaian equity market |

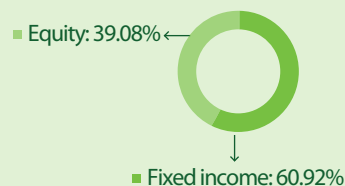
*From January 2025, the Fund Fact Sheets will reflect the mark-to-market performance in line with the introduction of this valuation method.

Fund performance

Growth of GHC 100 (From inception to February 28, 2025)



Asset Allocation



Compounded Annual Growth Rate

| | |
|------------------------|--------|
| 1 Month | 4.41% |
| 3 Months | 6.47% |
| 6 Months | 15.47% |
| 1 Year | 26.46% |
| Life (since inception) | 16.23% |

Year-to-date return

Returns from January 1 to February 28, 2025

3.52%

Mutual fund returns are not guaranteed. **This is an abridged version.**
For the full version of the Fund Facts Sheet, visit www.databankgroup.com



0302 610610
www.databankgroup.com



Databank
Leadership

Fund Fact Sheet (Abridged version)



As at February 28, 2025

Databank BFund

Investment objective

To balance the investors' risk-return expectations by investing in a combination of equity and fixed-income securities.

Fund details

| | |
|------------------------------------|--|
| Fund type | Balanced fund |
| Inception Date | January 2008 |
| Share price (Amortized) | GHC 1.3686 |
| Share price(Mark-to-market) | GHC 1.1405* |
| Risk Profile | ●●●○○ Medium |
| Benchmark | 50:50 blend between returns on the Ghana equity market and the return on the 364-day Treasury Bill |

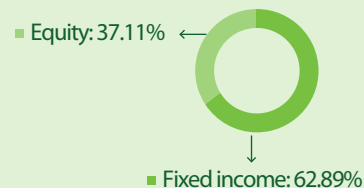
*From January 2025, the Fund Fact Sheets will reflect the mark-to-market performance in line with the introduction of this valuation method.

Fund performance

Growth of GHC 100 (From inception to February 28, 2025)



Asset Allocation



Compounded Annual Growth Rate

| | |
|-------------------------------|--------|
| 1 Month | 4.11% |
| 3 Months | 5.30% |
| 6 Months | 13.35% |
| 1 Year | 23.24% |
| Life (since inception) | 15.25% |

Year-to-date return

Returns from January 1 to February 28, 2025

3.33%

Mutual fund returns are not guaranteed. **This is an abridged version.**
For the full version of the Fund Facts Sheet, visit www.databankgroup.com

Fund Fact Sheet (Abridged version)



As at February 28, 2025

Databank EdIFund I

Investment objective

To help people finance their educational needs by investing in fixed-income securities and equities in Ghana and across Africa.

Fund details

| | |
|-----------------------------|--------------------------------------|
| Fund type | Balanced fund |
| Inception Date | October 2014 |
| Share price (Amortized) | GHC 0.4830 |
| Share price(Mark-to-market) | GHC 0.3466* |
| Risk Profile | ●●○○○ Low to medium |
| Benchmark | Returns on the 364-day Treasury Bill |

*From January 2025, the Fund Fact Sheets will reflect the mark-to-market performance in line with the introduction of this valuation method.

Fund performance

Tier 1: Growth of GHC 100 (From inception to February 28, 2025)



Asset Allocation



■ Fixed income: 100%

Compounded Annual Growth Rate

| | |
|------------------------|--------|
| 1 Month | 5.17% |
| 3 Months | 5.32% |
| 6 Months | 15.43% |
| 1 Year | 19.51% |
| Life (since inception) | 12.63% |

Year-to-date return

Returns from January 1 to February 28, 2025

1.17%

Mutual fund returns are not guaranteed. **This is an abridged version.**
For the full version of the Fund Facts Sheet, visit www.databankgroup.com

Fund Fact Sheet (Abridged version)



As at February 28, 2025

Databank EdIFund II

Investment objective

To help people finance their educational needs by investing in fixed-income securities and equities in Ghana and across Africa.

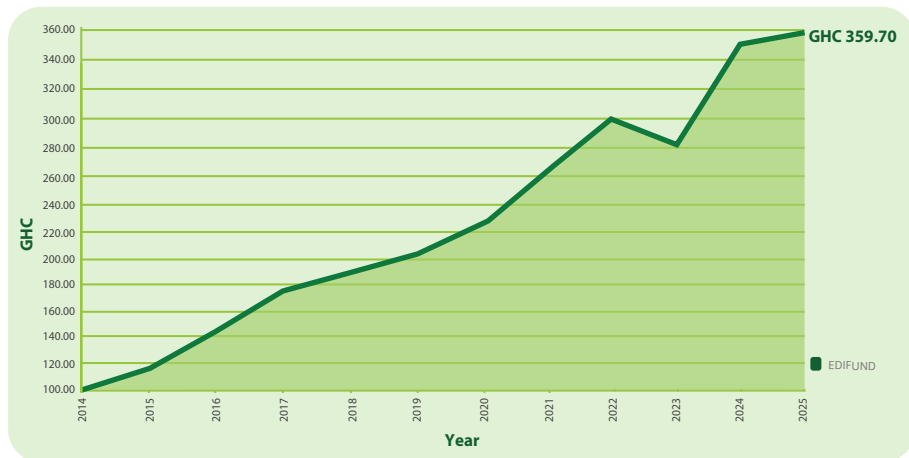
Fund details

| | |
|-----------------------------|--|
| Fund type | Balanced fund |
| Inception Date | October 2014 |
| Share price (Amortized) | GHC 0.4526 |
| Share price(Mark-to-market) | GHC 0.3597* |
| Risk Profile | ●●●○○ Medium |
| Benchmark | 60:40 blend between the 364-day Treasury Bill and the GSE-CI |

*From January 2025, the Fund Fact Sheets will reflect the mark-to-market performance in line with the introduction of this valuation method.

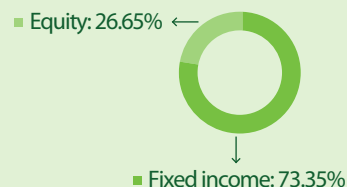
Fund performance

Tier 2: Growth of GHC 100 (From inception to February 28, 2025)



Mutual fund returns are not guaranteed. **This is an abridged version.**
For the full version of the Fund Facts Sheet, visit www.databankgroup.com

Asset Allocation



Compounded Annual Growth Rate

| | |
|------------------------|--------|
| 1 Month | 4.65% |
| 3 Months | 6.10% |
| 6 Months | 15.15% |
| 1 Year | 24.84% |
| Life (since inception) | 13.10% |

Year-to-date return

Returns from January 1 to February 28, 2025

3.26%



0302 610610
www.databankgroup.com



Databank
Leadership

Fund Fact Sheet (Abridged version)



As at February 28, 2025

Databank Epack

Investment objective

To realize significant returns on investors' capital over the long term, through investments in listed pan-African equities with high growth potential.

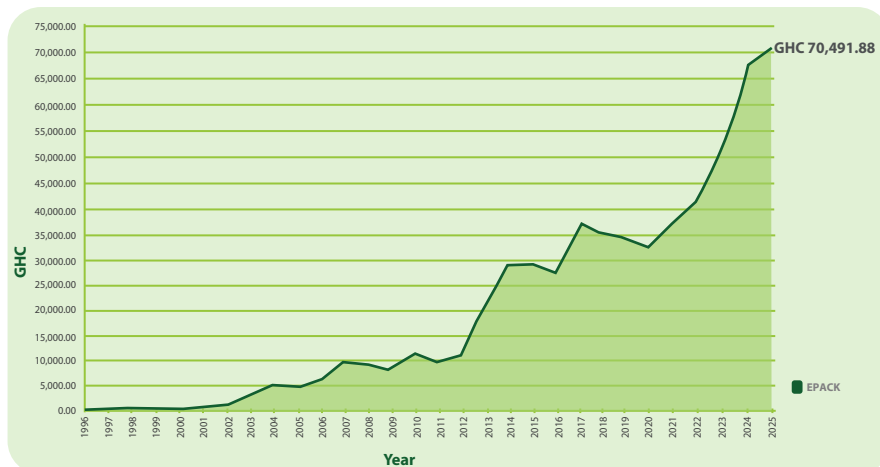
Fund details

| | |
|-----------------------------|---|
| Fund type | Equity |
| Inception Date | October 1996 |
| Share price (Amortized) | GHC 7.3454 |
| Share price(Mark-to-market) | GHC 7.0492* |
| Risk Profile | ●●●●● High |
| Benchmark | Returns on the Ghana Stock Exchange Composite Index |

*From January 2025, the Fund Fact Sheets will reflect the mark-to-market performance in line with the introduction of this valuation method.

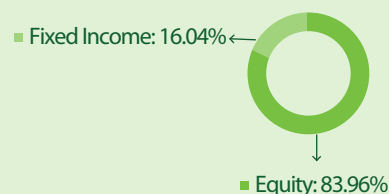
Fund performance

Growth of GHC 100 (From inception to February 28, 2025)



Mutual fund returns are not guaranteed. **This is an abridged version.**
For the full version of the Fund Facts Sheet, visit www.databankgroup.com

Asset Allocation



Compounded Annual Growth Rate

| | |
|------------------------|--------|
| 1 Month | 3.14% |
| 3 Months | 10.96% |
| 6 Months | 17.86% |
| 1 Year | 39.50% |
| Life (since inception) | 25.96% |

Year-to-date return

Returns from January 1 to February 28, 2025

9.65%



0302 610610
www.databankgroup.com



Databank
Leadership

Fund Fact Sheet (Abridged version)



As at February 28, 2025

Databank MFund I

Investment objective

Focuses on providing opportunities for capital appreciation through a portfolio of high-yielding fixed-income instruments.

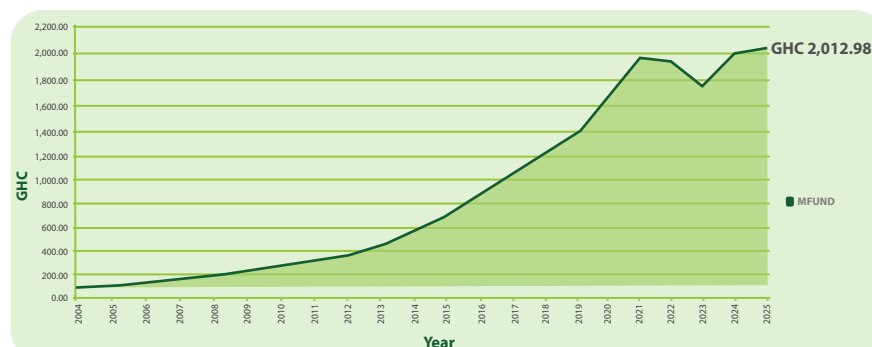
Fund details

| | |
|-------------------------------------|--|
| Fund type | Fixed income fund |
| Inception Date | April 2004 |
| Share price (Amortized) | GHC 2.9281 |
| Share price (Mark-to-market) | GHC 2.0130* |
| Risk Profile | ●●●○○ Medium |
| Benchmark | Average 364-day Treasury Bill rate over the past 12 months |

*From January 2025, the Fund Fact Sheets will reflect the mark-to-market performance in line with the introduction of this valuation method.

Fund performance

Growth of GHC 100 (From inception to February 28, 2025)



Asset Allocation



■ Fixed Income: 100%

Compounded Annual Growth Rate

| | |
|-------------------------------|--------|
| 1 Month | 6.08% |
| 3 Months | 5.60% |
| 6 Months | 15.37% |
| 1 Year | 17.95% |
| Life (since inception) | 15.46% |

Year-to-date return

Returns from January 1 to February 28, 2025

1.32%

Mutual fund returns are not guaranteed. **This is an abridged version.**
For the full version of the Fund Facts Sheet, visit www.databankgroup.com



0302 610610
www.databankgroup.com



Databank
Leadership

Fund Fact Sheet (Abridged version)



As at February 28, 2025

Databank MFund II

Investment objective

To preserve investors' capital by investing in short-term money market instruments to offer competitive returns while meeting short-term liquidity needs.

Fund details

| | |
|--------------|-------------------------------------|
| Fund type | Money market fund |
| Share price | GHC 1.4101 |
| Risk Profile | ●○○○○○ Low |
| Benchmark | Returns on the 91-day Treasury Bill |

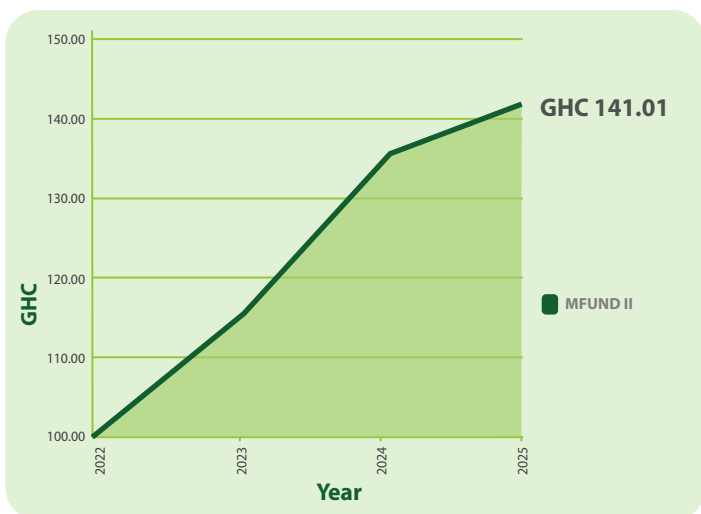
Asset Allocation



■ Money market instruments: 100%

Fund Performance

Growth of GHC 100 (From inception to February 28, 2025)



Compounded Annual Growth Rate

| | |
|----------|--------|
| 1 Month | 1.57% |
| 3 Months | 5.18% |
| 6 Months | 9.83% |
| 1 Year | 20.26% |

Year-to-date return

Returns from January 1 to February 28, 2025

3.19%

Mutual fund returns are not guaranteed. **This is an abridged version.**
For the full version of the Fund Facts Sheet, visit www.databankgroup.com