

Fund Fact Sheet (Abridged version)



As at March 31, 2025

Databank ArkFund

Investment objective

To aid socially responsible investors in achieving capital growth by aligning their risk-return preferences with their values.

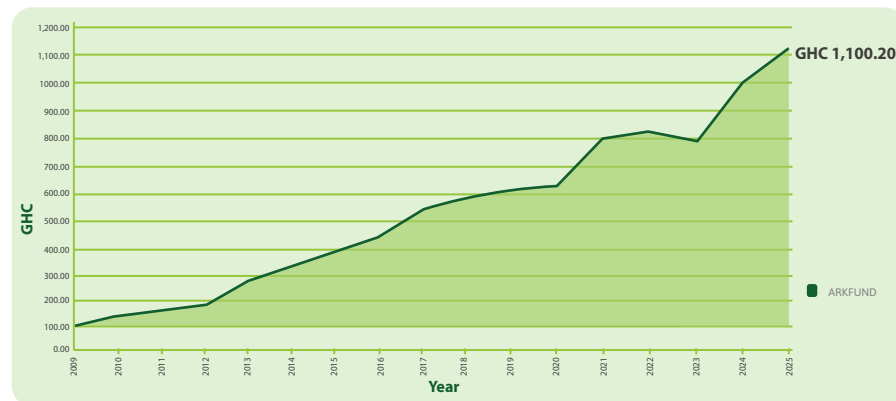
Fund details

Fund type	Balanced fund
Inception Date	July 2009
Share price (Amortized)	GHC 1.3065
Share price(Mark-to-market)	GHC 1.1002*
Risk Profile	●●●○○ Medium
Benchmark	70:30 blend between returns on the 364-day Treasury Bill and the Ghanaian equity market


*From January 2025, the Fund Fact Sheets will reflect the mark-to-market performance in line with the introduction of this valuation method.

Fund performance

Growth of GHC 100 (From inception to March 31, 2025)



Asset Allocation



Compounded Annual Growth Rate

1 Month	7.52%
3 Months	11.30%
6 Months	22.29%
1 Year	31.49%
Life (since inception)	16.68%

Year-to-date return

Returns from January 1 to March 31, 2025

11.30%

Mutual fund returns are not guaranteed. **This is an abridged version.**
For the full version of the Fund Facts Sheet, visit www.databankgroup.com



0302 610610
www.databankgroup.com



Databank
Leadership

Fund Fact Sheet (Abridged version)



As at March 31, 2025

Databank BFund

Investment objective

To balance the investors' risk-return expectations by investing in a combination of equity and fixed-income securities.

Fund details

Fund type	Balanced fund
Inception Date	January 2008
Share price (Amortized)	GHC 1.4359
Share price(Mark-to-market)	GHC 1.12276*
Risk Profile	●●●○○○ Medium
Benchmark	50:50 blend between returns on the Ghana equity market and the return on the 364-day Treasury Bill

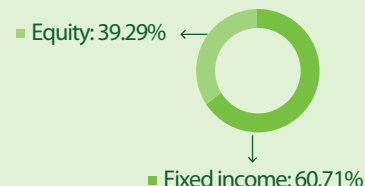
*From January 2025, the Fund Fact Sheets will reflect the mark-to-market performance in line with the introduction of this valuation method.

Fund performance

Growth of GHC 100 (From inception to March 31, 2025)



Asset Allocation



Compounded Annual Growth Rate

1 Month	7.64%
3 Months	11.22%
6 Months	20.50%
1 Year	28.97%
Life (since inception)	15.67%

Year-to-date return

Returns from January 1 to March 31, 2025

11.22%

Mutual fund returns are not guaranteed. **This is an abridged version.**
For the full version of the Fund Facts Sheet, visit www.databankgroup.com

Fund Fact Sheet (Abridged version)



As at March 31, 2025

Databank EdIFund I

Investment objective

To help people finance their educational needs by investing in fixed-income securities and equities in Ghana and across Africa.

Fund details

Fund type	Balanced fund
Inception Date	October 2014
Share price (Amortized)	GHC 0.4947
Share price(Mark-to-market)	GHC 0.3640*
Risk Profile	●●○○○ Low to medium
Benchmark	Returns on the 364-day Treasury Bill

*From January 2025, the Fund Fact Sheets will reflect the mark-to-market performance in line with the introduction of this valuation method.

Fund performance

Tier 1: Growth of GHC 100 (From inception to March 31, 2025)



Asset Allocation



■ Fixed income: 100%

Compounded Annual Growth Rate

1 Month	5.01%
3 Months	6.23%
6 Months	20.71%
1 Year	21.38%
Life (since inception)	13.20%

Year-to-date return

Returns from January 1 to March 31, 2025

6.23%

Mutual fund returns are not guaranteed. **This is an abridged version.**
For the full version of the Fund Facts Sheet, visit www.databankgroup.com

Fund Fact Sheet (Abridged version)



As at March 31, 2025

Databank EdIFund II

Investment objective

To help people finance their educational needs by investing in fixed-income securities and equities in Ghana and across Africa.

Fund details

Fund type	Balanced fund
Inception Date	October 2014
Share price (Amortized)	GHC 0.4740
Share price(Mark-to-market)	GHC 0.3882*
Risk Profile	●●●○○ Medium
Benchmark	60:40 blend between the 364-day Treasury Bill and the GSE-CI

*From January 2025, the Fund Fact Sheets will reflect the mark-to-market performance in line with the introduction of this valuation method.

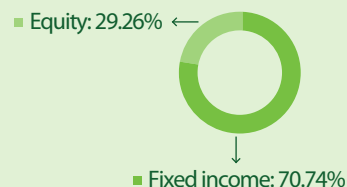
Fund performance

Tier 2: Growth of GHC 100 (From inception to March 31, 2025)



Mutual fund returns are not guaranteed. **This is an abridged version.**
For the full version of the Fund Facts Sheet, visit www.databankgroup.com

Asset Allocation



Compounded Annual Growth Rate

1 Month	7.92%
3 Months	11.44%
6 Months	23.05%
1 Year	30.37%
Life (since inception)	13.90%

Year-to-date return

Returns from January 1 to March 31, 2025

11.44%



0302 610610
www.databankgroup.com



Databank
Leadership

Fund Fact Sheet (Abridged version)



As at March 31, 2025

Databank Epack

Investment objective

To realize significant returns on investors' capital over the long term, through investments in listed pan-African equities with high growth potential.

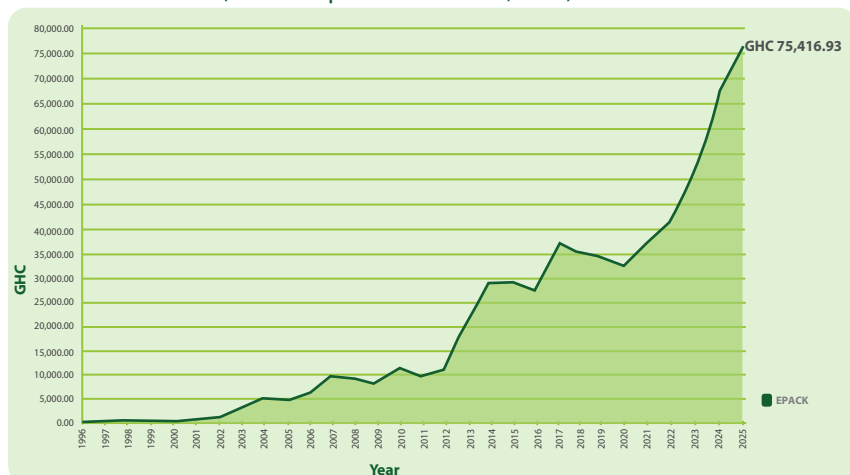
Fund details

Fund type	Equity
Inception Date	October 1996
Share price (Amortized)	GHC 7.8131
Share price (Mark-to-market)	GHC 7.5417*
Risk Profile	●●●●● High
Benchmark	Returns on the Ghana Stock Exchange Composite Index

*From January 2025, the Fund Fact Sheets will reflect the mark-to-market performance in line with the introduction of this valuation method.

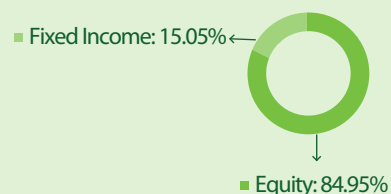
Fund performance

Growth of GHC 100 (From inception to March 31, 2025)



Mutual fund returns are not guaranteed. **This is an abridged version.**
For the full version of the Fund Facts Sheet, visit www.databankgroup.com

Asset Allocation



Compounded Annual Growth Rate

1 Month	6.99%
3 Months	17.31%
6 Months	20.24%
1 Year	48.76%
Life (since inception)	26.17%

Year-to-date return

Returns from January 1 to March 31, 2025

17.31%

Fund Fact Sheet (Abridged version)



As at March 31, 2025

Databank MFund I

Investment objective

Focuses on providing opportunities for capital appreciation through a portfolio of high-yielding fixed-income instruments.

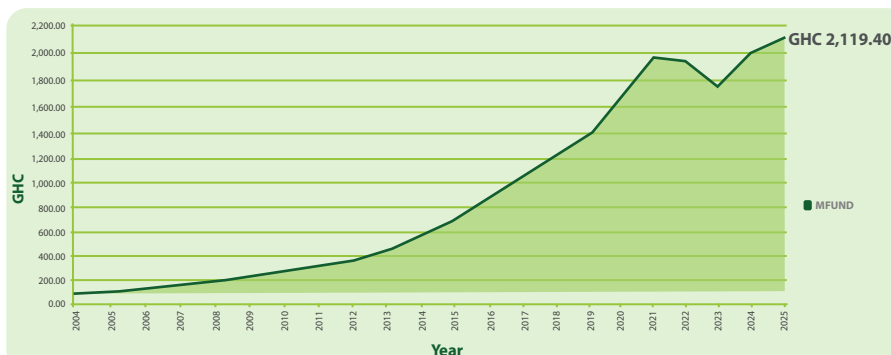
Fund details

Fund type	Fixed income fund
Inception Date	April 2004
Share price (Amortized)	GHC 3.0012
Share price (Mark-to-market)	GHC 2.1194*
Risk Profile	●●●○○ Medium
Benchmark	Average 364-day Treasury Bill rate over the past 12 months

*From January 2025, the Fund Fact Sheets will reflect the mark-to-market performance in line with the introduction of this valuation method.

Fund performance

Growth of GHC 100 (From inception to March 31, 2025)



Asset Allocation



■ Fixed Income: 100%

Compounded Annual Growth Rate

1 Month	5.29%
3 Months	6.67%
6 Months	22.78%
1 Year	18.39%
Life (since inception)	15.68%

Year-to-date return

Returns from January 1 to March 31, 2025

6.67%

Mutual fund returns are not guaranteed. **This is an abridged version.**
For the full version of the Fund Facts Sheet, visit www.databankgroup.com



0302 610610
www.databankgroup.com



Databank
Leadership

Fund Fact Sheet (Abridged version)



As at March 31, 2025

Databank MFund II

Investment objective

To preserve investors' capital by investing in short-term money market instruments to offer competitive returns while meeting short-term liquidity needs.

Fund details

Fund type	Money market fund
Share price	GHC 1.4339
Risk Profile	●○○○○○ Low
Benchmark	Returns on the 91-day Treasury Bill

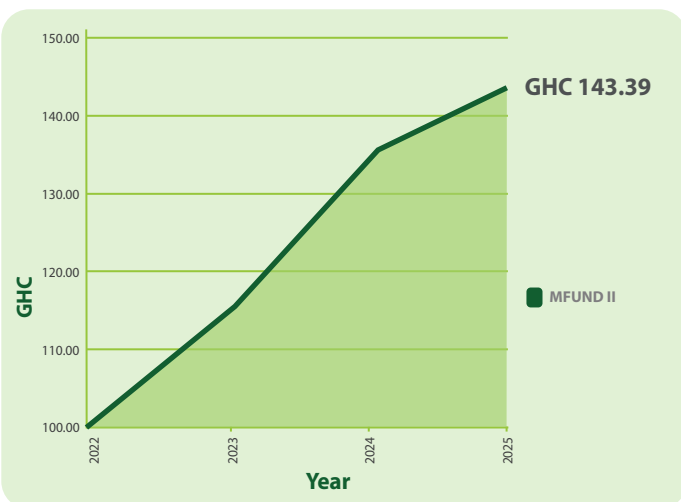
Asset Allocation



■ Money market instruments: 100%

Fund Performance

Growth of GHC 100 (From inception to March 31, 2025)



Compounded Annual Growth Rate

1 Month	1.68%
3 Months	4.93%
6 Months	10.00%
1 Year	20.38%

Year-to-date return

Returns from January 1 to March 31, 2025

4.93%

Mutual fund returns are not guaranteed. **This is an abridged version.**
For the full version of the Fund Facts Sheet, visit www.databankgroup.com